



PARIVESH CPC Green

User Manual
for
Organization/User Registration Manual

Updated on June 14, 2023



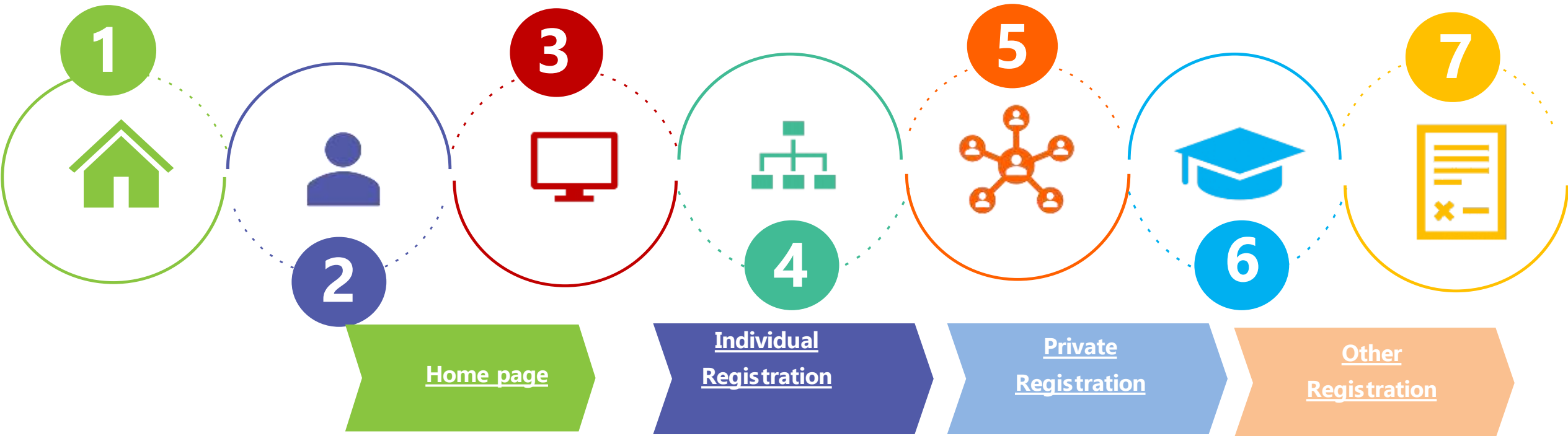
Purpose of the manual

This manual aims at providing step-by-step instructions that would aid in navigating through “Organization/User Registration Manual”. It intends to simplify the overall process for “Organization/User Registration Manual” by providing a snapshot of every step. It also covers detailed information about operations, standards & guidelines, and functionalities of the envisaged PARIVESH portal, as presented to the User Agency, Project Proponent and Other Ministry Officials

<https://parivesh.nic.in/>



Organization/User Registration Manual Journey



Note: Ctrl + Click on the underlined hyperlinks to go to the respective functionalities.



Individual Registration



PARIVESH परिवेश "Pro Active and Responsive facilitation by Interactive and Virtuous Environmental Singlewindow Hub"

Ministry of Environment, Forest and Climate Change Government of India

Complaint Dashboard About MoEFCC Acts & Rules Notifications Agenda & MoM Track your proposal Useful Links User Manuals Forms Contacts FAQs

PARIVESH

A Single Window Integrated System for Environment, Forest, Wildlife and CRZ Clearances

REGISTRATION / LOGIN

Project Proponent	State Processing Authority	Central Processing Authority
New Registration	State Login	Central Authorities
Login	District Login	Regional Office

Know Your Approval

ABOUT PARIVESH

PARIVESH is a web based, role based workflow application which has been developed for online submission and monitoring of the proposals submitted by the proponents for seeking Environment, Forest, Wildlife and CRZ Clearances from Central, State and district level authorities. It automates the entire tracking of proposals which includes online submission of a new proposal, editing/updating the details of proposals and displays status of the proposals at each stage of the workflow.

NOTICE BOARD

- ENVIRONMENT CLEARANCE
- FORESTS CLEARANCE
- WILDLIFE CLEARANCE
- NATIONAL CAMPA
- NO INCREASE IN POLLUTION LOAD

APPROVALS

Click on the "New Registration" Button



By simply clicking on the “New Registration” option, you will be directed to the Registration page.

← Back

Registration

01 Details 02 Basic Details

Register As* Select

Cancel Proceed

Select “Register As” a Project Proponent/User Agency.



Select "Register As" a Project Proponent/User Agency.

← Back

Registration

01 Details 02 Basic Details

Register As*

Entity Type*

Cancel Proceed



Next dropdown is for 'Entity type'. Select 'Individual' as an entity type.

The screenshot shows the 'Registration' page on the Parivesh portal. The 'Entity Type' dropdown menu is open, and the 'Individual' option is selected. The dropdown menu lists the following options:

- Central Government (Department/Autonomous body)
- Central PSU (eg. NISAI, AAIL/NTR CL, SAIL)
- Individual**
- Joint Venture (Govt. + Govt.)
- Joint Venture (Govt. + Pvt.)
- Joint Venture (Pvt. + Pvt.)
- L.P.
- Private Limited
- State Government (Department/Autonomous body)
- State PSU (eg. State Forest Corp., TANGEDCO, Mineral Development Corp)
- Trust/Association/Society



Once you click on the 'Individual', a field 'PAN of entity' will open where you are required to enter your PAN.

← Back

Registration

01 Details 02 Basic Details

Register As*
Project Proponent/User Agency

Entity Type*
Individual

PAN of Entity*
ENTER PAN NUMBER
Click on Search button to verify PAN No. (Mandatory)

Cancel Proceed



Enter your PAN and click on the search icon

← Back

Registration

01 Details 02 Basic Details

Register As*

Entity Type*

PAN of Entity*

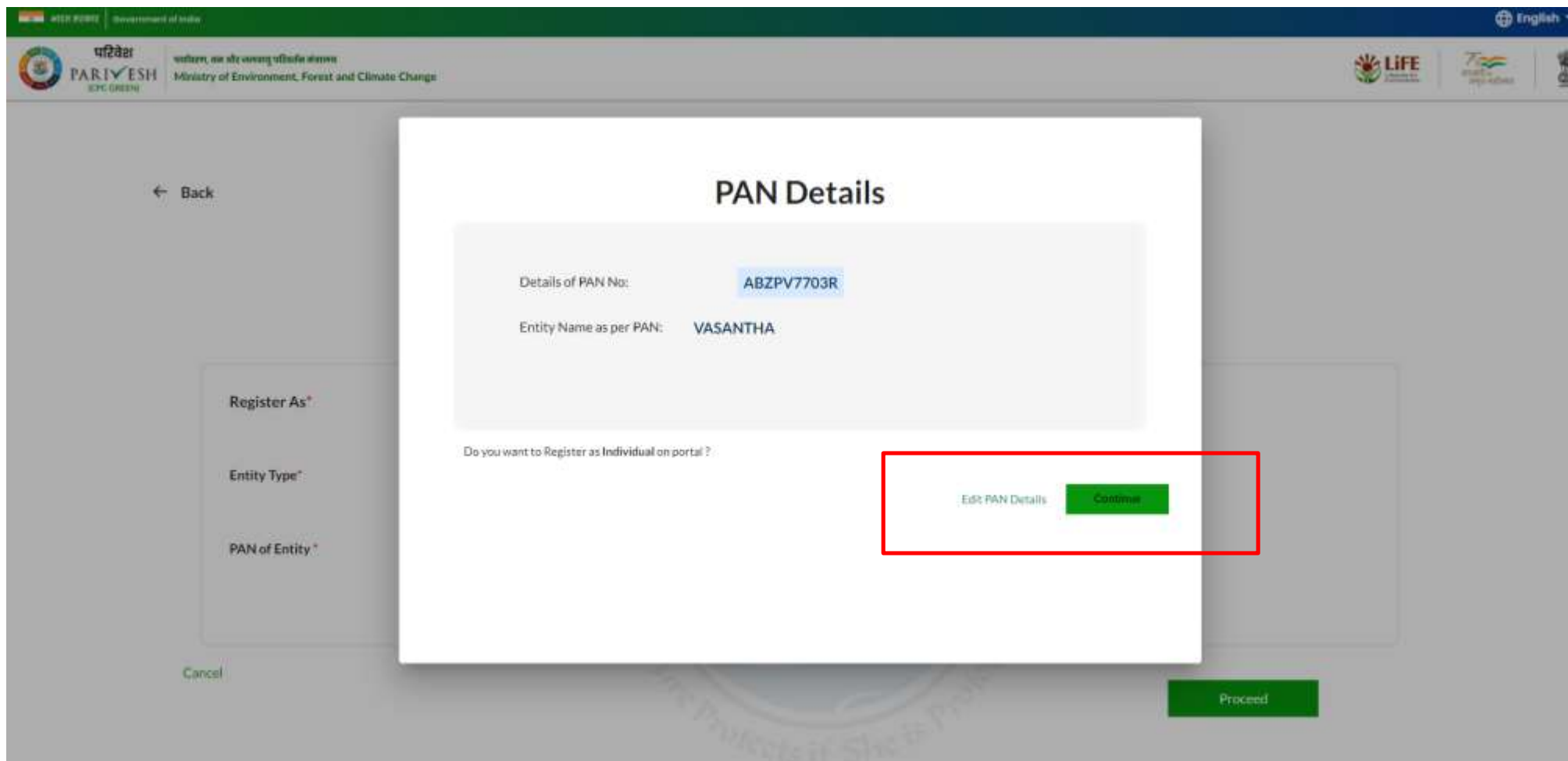
Click on Search button to verify PAN No. (Mandatory)

Cancel

By clicking the search icon, a dialogue window will open, where either you can edit your PAN details or continue.



If you click on the 'Edit PAN Details', a page will be directed to the previous page where you can edit PAN. Else click on "Continue" to Register Yourself.





Click on Proceed. Once you click the 'Proceed' button, a new page will open.

← Back

Registration

01 Details 02 Basic Details

Register As*

Entity Type*

PAN of Entity*

Click on Search button to verify PAN No. (Mandatory)

Cancel



‘Name of Project Proponent Entity’ will be fetched but you are required to fill ‘Name of Project Proponent Entity’, ‘Correspondence Address’. Select ‘State’ and ‘District’ via dropdown.

← Back

Registration

01 Details 02 Basic Details

Welcome, Vasantha

Enter your details

Name of Project Proponent Entity* WJANTrust

Enter your address details

Correspondence Address* Max 250 characters only

State/UT* Select

District* Select



Enter Pin code

भारत सरकार Government of India English

परिवेश PARI VESH GREENS Ministry of Environment, Forest and Climate Change

LIFE

75th Anniversary

District*

Pincode*

Do you have Registered Office Address?

Enter your personal details

Email Id*

Mobile No.* Tick to confirm if your mobile no. is linked with Aadhar

Landline Number

STD Code

Total length of Landline No. must not be greater than 13 digits.

Website

Captcha Code*

Declaration: I agree to the correctness of information provided and accept the Terms of Use and Privacy Policy applicable to avail the services of this platform.



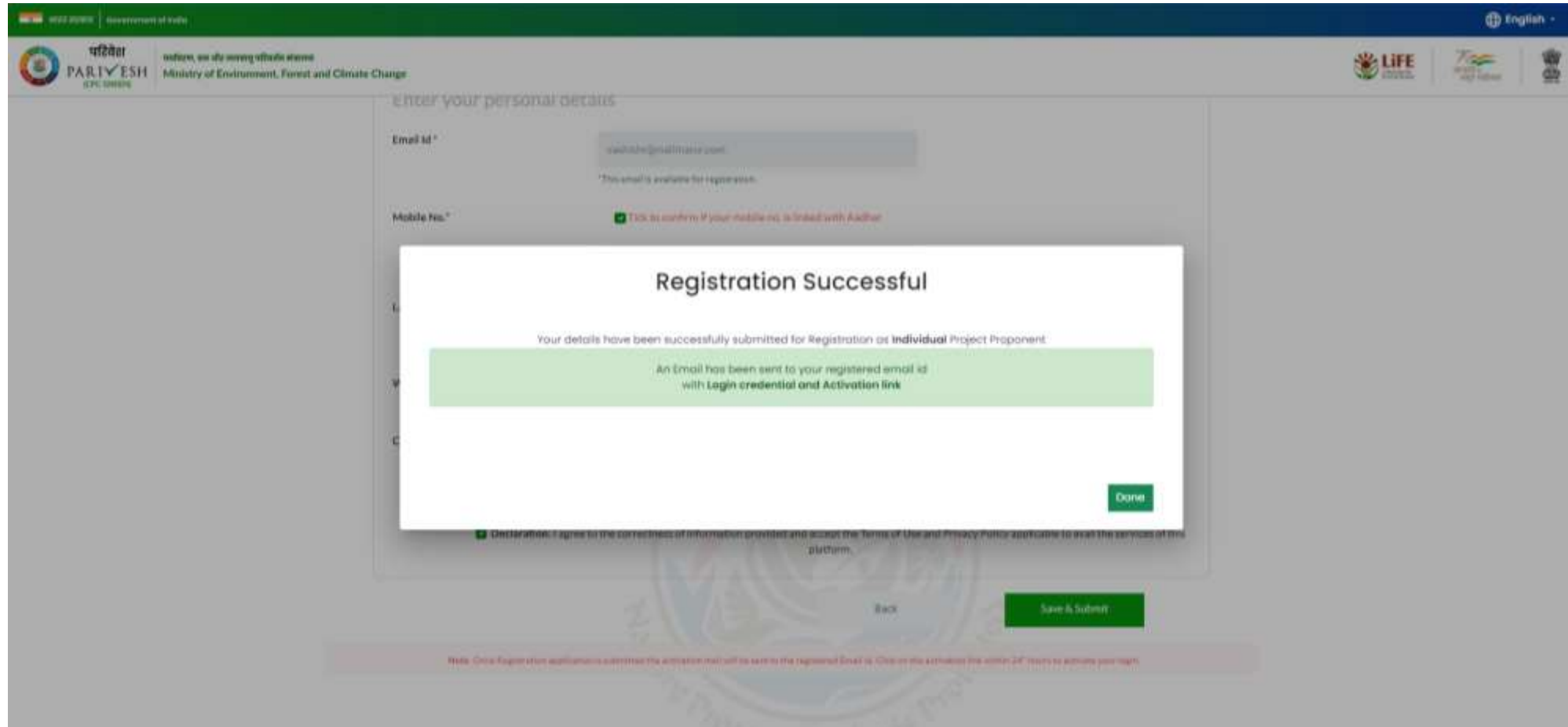
If you select 'yes' for the field 'Do you have registered office address', new fields will be populated as; Registered Office address, State, District, Pin code.

The screenshot shows a web form for registration on the Parivesh portal. The header includes the Government of India logo, the Parivesh logo, and the text 'Ministry of Environment, Forest and Climate Change'. The form contains the following fields:

- Pincode***: 249000
- Do you have Registered Office Address?**: Yes (dropdown menu)
- Registered Office Address***: Max 250 characters only (text input field)
- State/UT***: (dropdown menu)
- District***: (dropdown menu)
- Pincode***: Enter PIN code (text input field)
- Enter your personal details** section:
 - Email Id***: Enter Email ID (text input field)
 - Mobile No.***: (text input field) with a checkbox option: Tick to confirm if your mobile no. is linked with Aadhar.



As you click on 'Save & Submit', a dialogue box will open to ensure that the details have been submitted successfully. And the email will be sent to the registered email id with login credentials and activation link.





Check you registered mail id, you will find credentials and the activation link

Please verify your account followed by one time login credentials

Congratulation ! You have been registered successfully on PARIVESH Portal as Individual Project Proponent !!

Applicant Login Credentials are:

User ID: vashisht@mailinator.com

Password: AmrbfnW

Please verify your account using the link below. We'll take you to the website and you'll be able to login on successful Aadhaar Authentication

[https://stgdev.parivesh.nic.in/#/activateEmail?token=fe0444af-e49b-49bd-95ea-2d0511e4fb9e&email=vashisht@mailinator.com&username= VASANTHA](https://stgdev.parivesh.nic.in/#/activateEmail?token=fe0444af-e49b-49bd-95ea-2d0511e4fb9e&email=vashisht@mailinator.com&username=VASANTHA)

This link is valid for 24 hours.

Best Regards,



Click on the activation link, you will be required Aadhaar authentication.



You are currently using C-DAC eSign Service and have been redirected from



CDAC's e-Sign Service

View Document Information

Aadhaar Number
 Virtual ID
 UID Token
 [Get Virtual ID](#)

Aadhaar TOTP
 Aadhaar OTP
 [How to generate TOTP?](#)

I hereby state that I have no objection in authenticating myself with Aadhaar based authentication system and consent to providing my Aadhaar number/VID/UID Token and One Time Pin (OTP)/Time-based One Time Password (TOTP) data for Aadhaar based authentication. I understand that the OTP/TOTP I provide for authentication shall be used only for authenticating my identity through the Aadhaar Authentication system and for obtaining my e-KYC through Aadhaar e-KYC service only for the purpose of esigning.

[▶ Listen to Consent](#)
 English ▾

[Submit](#)
 [Cancel](#)

[Not Received OTP? Resend OTP](#)



After authenticating your AADHAAR number, you must create a new password.

भारत सरकार Government of India

परिवेश PARI VESH (CPC GREEN) पर्यावरण, वन और जलवायु परिवर्तन मंत्रालय Ministry of Environment, Forest and Climate Change

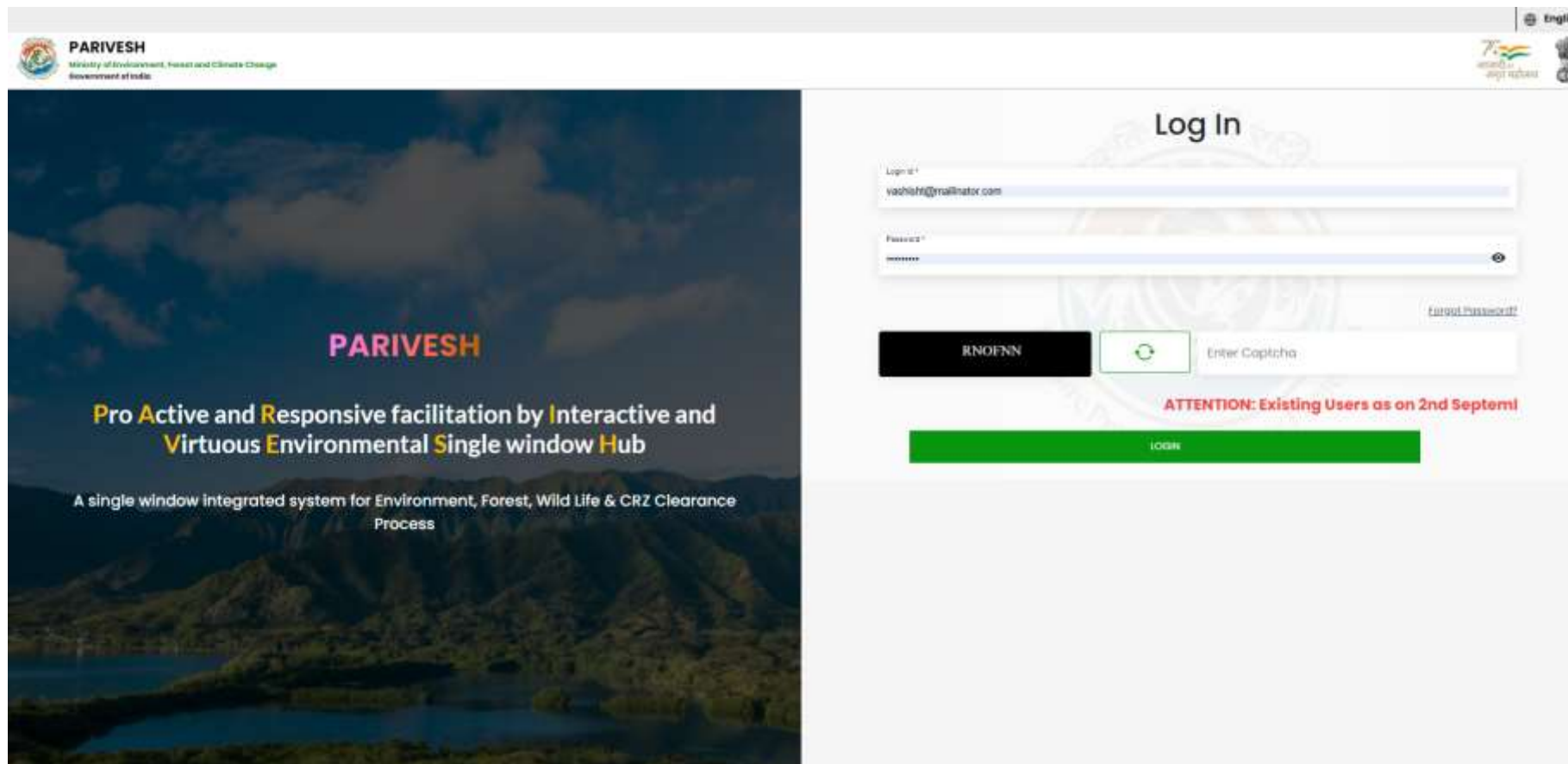
Activation successful.

Change Password

Email *	<input type="text" value="vashisht@mailinator.com"/>
Old Password *	<input type="password" value="Old Password"/>
New Password *	<input type="password" value="New Password"/>
Confirm Password *	<input type="password" value="Confirm Password"/>



After registration and generating a new password, you can visit the PARIVESH home page and log in. Now you are registered and can monitor all the details and updates related to your Project





Private Registration



PARIVESH परिवेश "Pro Active and Responsive facilitation by Interactive and Virtuous Environmental Singlewindow Hub"

Ministry of Environment, Forest and Climate Change Government of India

Complaint Dashboard About MoEFCC Acts & Rules Notifications Agenda & MoM Track your proposal Useful Links User Manuals Forms Contacts FAQs

PARIVESH

A Single Window Integrated System for Environment, Forest, Wildlife and CRZ Clearances

REGISTRATION / LOGIN

Project Proponent	State Processing Authority	Central Processing Authority
New Registration	State Login	Central Authorities
Login	District Login	Regional Office

[Know Your Approval](#)

ABOUT PARIVESH

PARIVESH is a web based, role based workflow application which has been developed for online submission and monitoring of the proposals submitted by the proponents for seeking Environment, Forest, Wildlife and CRZ Clearances from Central, State and district level authorities. It automates the entire tracking of proposals which includes online submission of a new proposal, editing/updating the details of proposals and displays status of the proposals at each stage of the workflow.

NOTICE BOARD

- ENVIRONMENT CLEARANCE
- FORESTS CLEARANCE
- WILDLIFE CLEARANCE
- NATIONAL CAMPA
- NO INCREASE IN POLLUTION LOAD

APPROVALS





By simply clicking on the “New Registration” option, you will be directed to the Registration page.

← Back

Registration

01 Details 02 Basic Details

Register As*
Select

Cancel Proceed

Select “Register As” a Project Proponent/User Agency.



Next dropdown is for 'Entity type'. Select 'Private Limited' as an entity type.

भारत सरकार Government of India English

परिवेश PARI VESH
ICPC GREEN
वातावरण, वन और जलवायु परिवर्तन विभाग
Ministry of Environment, Forest and Climate Change

LIFE
75
75

Registration

← Back

01 Details 02 Basic Details

Register As* Project Proponent/User Agency

Entity Type* Private Limited

Is CIN available to the Entity?*

PAN of Entity*

- Central Government (Department/Autonomous body)
- Individual
- Joint Venture (Govt. + Govt.)
- Joint Venture (Govt. + Pvt.)
- Joint Venture (Pvt. + Pvt.)
- LLP
- Others
- Private Limited**
- State Government (Department/Autonomous body)
- State PSU (eg. State Forest Corp., TANGEDCO, Mineral development Corp.)
- Trust/Association/Society

Click on Search button to verify PAN No. (Mandatory)

Cancel Proceed



Once you click on the 'Private Limited', new fields will be populated. User is required to select 'yes/no' via dropdown for 'Is CIN available to the Entity'.

The screenshot shows the Parivesh registration interface. At the top, there is a header with the Government of India logo, the Parivesh logo, and the text 'पारिवेश | Ministry of Environment, Forest and Climate Change'. A progress bar indicates two steps: '01 Details' and '02 Bank Details'. The 'Details' step is active. The form contains the following fields:

- Register As***: Project/Preservation/Other Agency
- Entity Type***: Private Limited
- Is CIN available to the Entity?***: A dropdown menu with 'NO' selected and 'YES' highlighted in blue.
- PAN of Entity***: A text input field with the placeholder 'ENTER PAN NUMBER' and a search icon.

At the bottom of the form, there are 'Cancel' and 'Proceed' buttons. A watermark of the Ministry of Environment, Forest and Climate Change is visible in the background.



If User selects 'yes' as an option, it is required to enter CIN and year of incorporation. If ,selects 'no' for CIN availability, Page can proceed but required to fill PAN. PAN is mandatory. Enter your PAN and click on the search icon

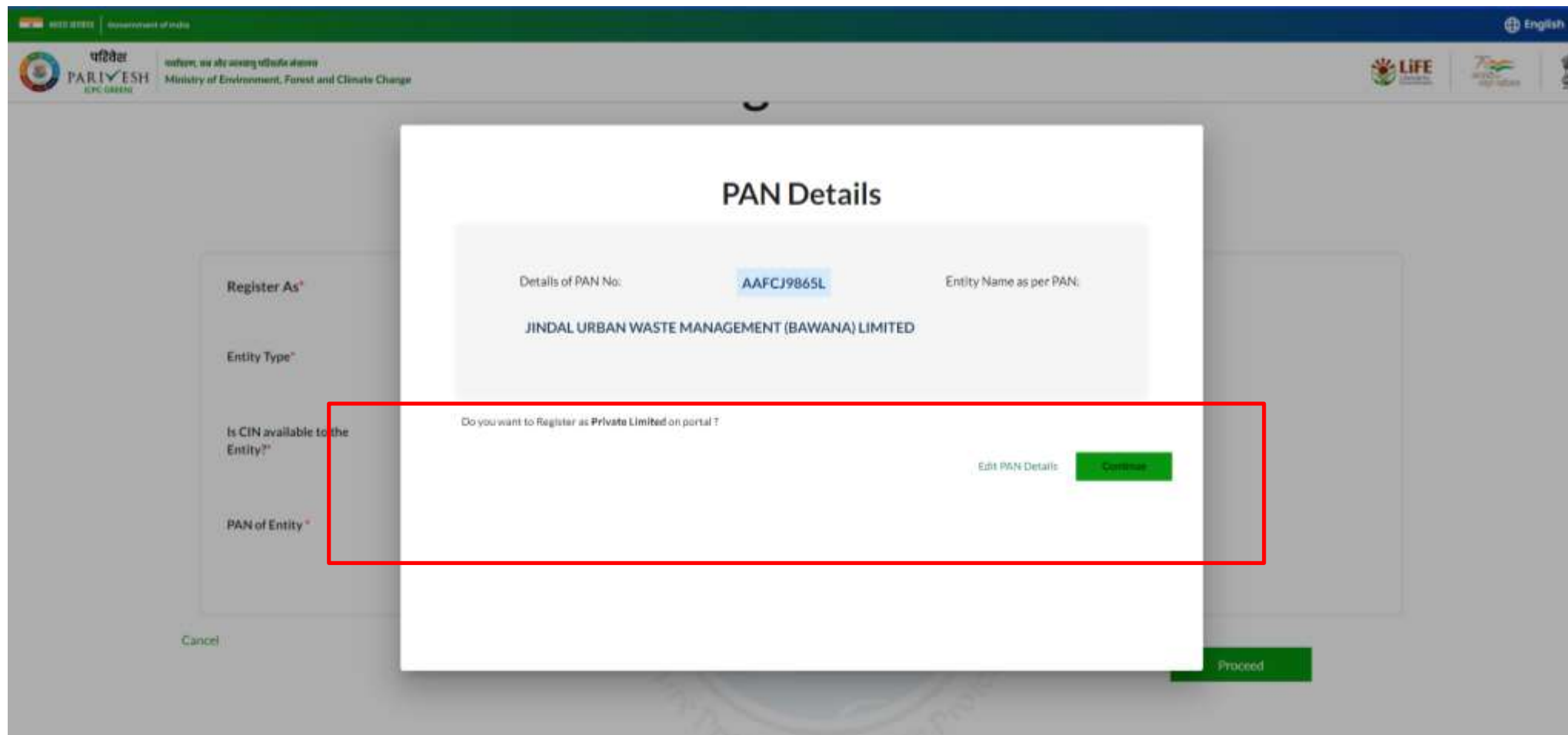
The screenshot shows a web form for registration. The header includes the Government of India logo and the Ministry of Environment, Forest and Climate Change. The form has two tabs: 'Details' (active) and 'Basic Details'. The 'Details' tab contains the following fields:

- Register As* (Project Proponent/User Agency)
- Entity Type* (Private Limited)
- Is CIN available to the Entity?* (YES)
- CIN of Entity* (ENTER CIN)
- Year of Incorporation* (ENTER YEAR OF INCORPORATION)
- PAN of Entity* (ENTER PAN NUMBER) with a search icon and a note: "Click on Search button to verify PAN No. (Mandatory)"

Buttons for 'Cancel' and 'Proceed' are visible at the bottom of the form.



By clicking the search icon, a dialogue window will open to verify the PAN details, where either you can edit your PAN details or continue.





If you click on the 'Edit PAN Details', a page will direct you to the previous page where you can edit PAN.



Name of Project Proponent Entity will be auto-populated. You need to fill Name of Contact person of Entity, and Registered Office Address. Select 'State' and 'District' via dropdown.

← Back

Registration

01 Details ————— 02 Basic Details

Welcome, Jindal Urban Waste Management (Bawana) Limited

Enter your details

Name of Project Proponent Entity* JINDAL URBAN WASTE MANAGEMENT (BAWANA) LIMITED

Name of Contact Person of Entity* Enter name

Address (Registered Office)* Max 250 characters only

State/UT* Select

District* Select

Pincode*



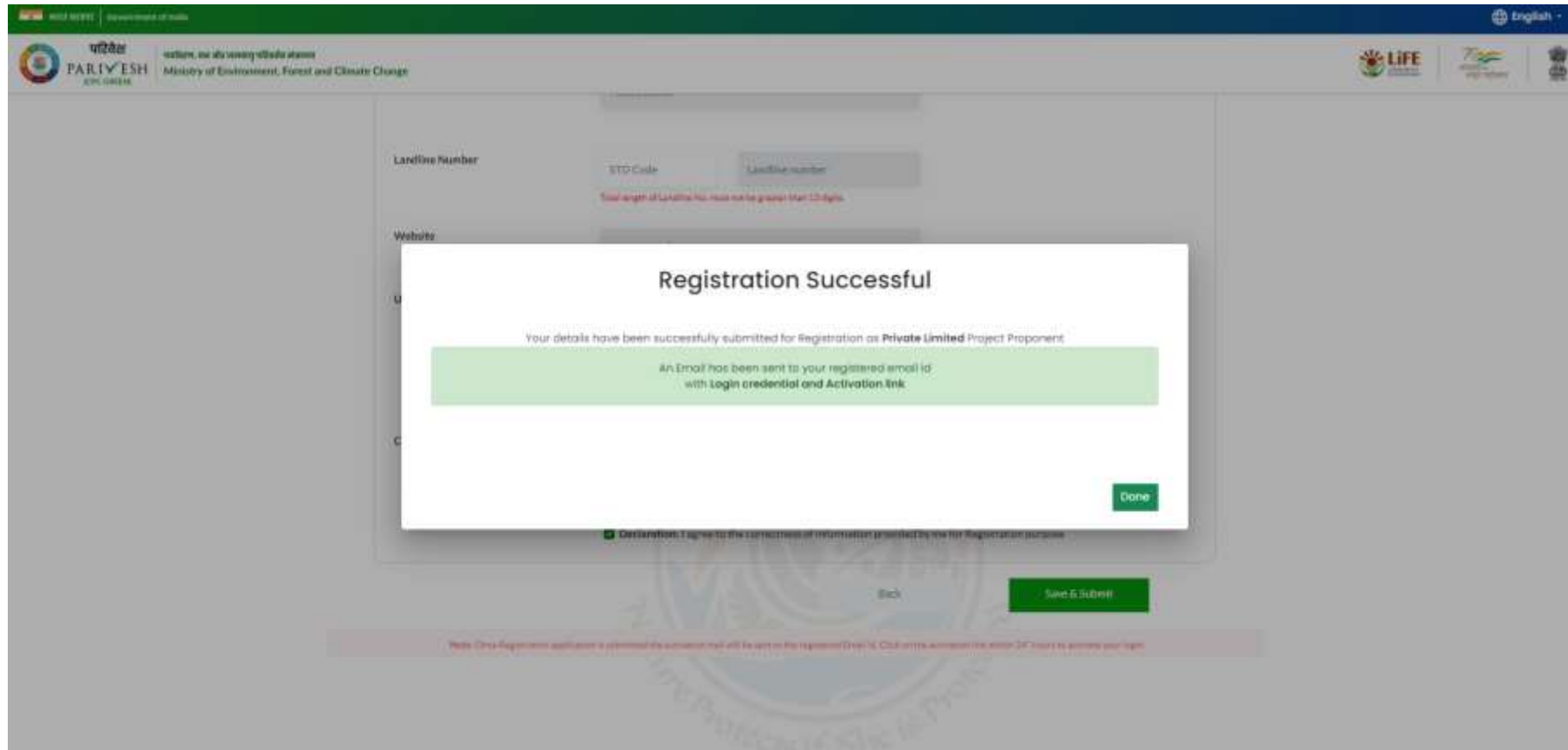
Enter Pin code, Email ID and Mobile number. Select check if your mobile number is linked with your Aadhaar. You can fill landline number and website which is optional. Also, you are required to upload authority letter. After this, enter CAPTCH. Once you are done with filling all the mandatory fields, click on 'Save & Submit'

The screenshot shows a registration form on the Parivesh website. The form has the following fields and elements:

- Email id ***: Input field with "sachin14@gmail.com" and a red error message: "This Address is already registered with Parivesh".
- Mobile No. ***: Input field with a green checkmark icon and text: "Tick to confirm if your mobile no. is linked with Aadhar". Below it is a "Mobile No." input field.
- Landline Number**: Fields for "STD Code" and "Landline number". A red error message below says: "Total length of Landline No. must not be greater than 13 digits".
- Website**: Input field with "www.example.com".
- Upload Authority Letter ***: A file upload area with the text "Browse or drop your file here" and a red warning icon: "Only pdf files are allowed. Maximum file size is 1 MB".
- Captcha Code ***: A CAPTCHA image showing "ZLnRCg", a green "Refresh" button, and an "Enter Captcha" input field.
- Declaration**: A checkbox with the text: "Declaration: I agree to the correctness of information provided by me for Registration purpose".
- Buttons**: "Back" and "Save & Submit" buttons at the bottom.
- Note**: A red banner at the bottom states: "Note: Once Registration application is submitted the activation mail will be sent to the registered Email ID. Click on the activation link within 24 hours to activate your login."



Click on 'Save & Submit', a dialogue box will open to ensure that the details have been submitted successfully. Email will be sent to the registered email id with login credentials and activation link.





Check you registered mail id, you will find credentials and the activation link there.

Please verify your account followed by one time login credentials

Congratulation ! You have been registered successfully on PARIVESH Portal as Individual Project Proponent !!

Applicant Login Credentials are:

User ID: vashisht@mailinator.com

Password: AmrbfnW

Please verify your account using the link below. We'll take you to the website and you'll be able to login on successful Aadhaar Authentication

[https://stgdev.parivesh.nic.in/#/activateEmail?token=fe0444af-e49b-49bd-95ea-2d0511e4fb9e&email=vashisht@mailinator.com&username= VASANTHA](https://stgdev.parivesh.nic.in/#/activateEmail?token=fe0444af-e49b-49bd-95ea-2d0511e4fb9e&email=vashisht@mailinator.com&username=VASANTHA)

This link is valid for 24 hours.

Best Regards,



Click on the activation link, you will be required Aadhaar authentication



You are currently using C-DAC eSign Service and have been redirected from



CDAC's e-Sign Service

View Document Information

Aadhaar Number Virtual ID UID Token [Get Virtual ID](#)

Aadhaar TOTP Aadhaar OTP [How to generate TOTP?](#)

I hereby state that I have no objection in authenticating myself with Aadhaar based authentication system and consent to providing my Aadhaar number/MID/UID Token and One Time Pin (OTP)/Time-based One Time Password (TOTP) data for Aadhaar based authentication. I understand that the OTP/TOTP I provide for authentication shall be used only for authenticating my identity through the Aadhaar Authentication system and for obtaining my e-KYC through Aadhaar e-KYC service only for the purpose of esigning.

[▶ Listen to Consent](#) English ▾

[Submit](#) [Cancel](#) Not Received OTP? [Resend OTP](#)



After authenticating your AADHAAR number, you must create a new password



भारत सरकार Government of India

परिवेश
PARIVESH
(CPC GREENE)
पर्यावरण, वन और जलवायु परिवर्तन विभाग
Ministry of Environment, Forest and Climate Change

✓ Activation successful.

LIFE
प्रकृतिक जीवन

Change Password

Email *	<input type="text" value="vashiht@mailinator.com"/>
Old Password *	<input type="password" value="Old Password"/>
New Password *	<input type="password" value="New Password"/>
Confirm Password *	<input type="password" value="Confirm Password"/>



After authenticating your AADHAAR number, you must create a new password

भारत सरकार Government of India

परिवेश
PARIVESH
(CPC GREENE)
पर्यावरण, वन और जलवायु परिवर्तन विभाग
Ministry of Environment, Forest and Climate Change

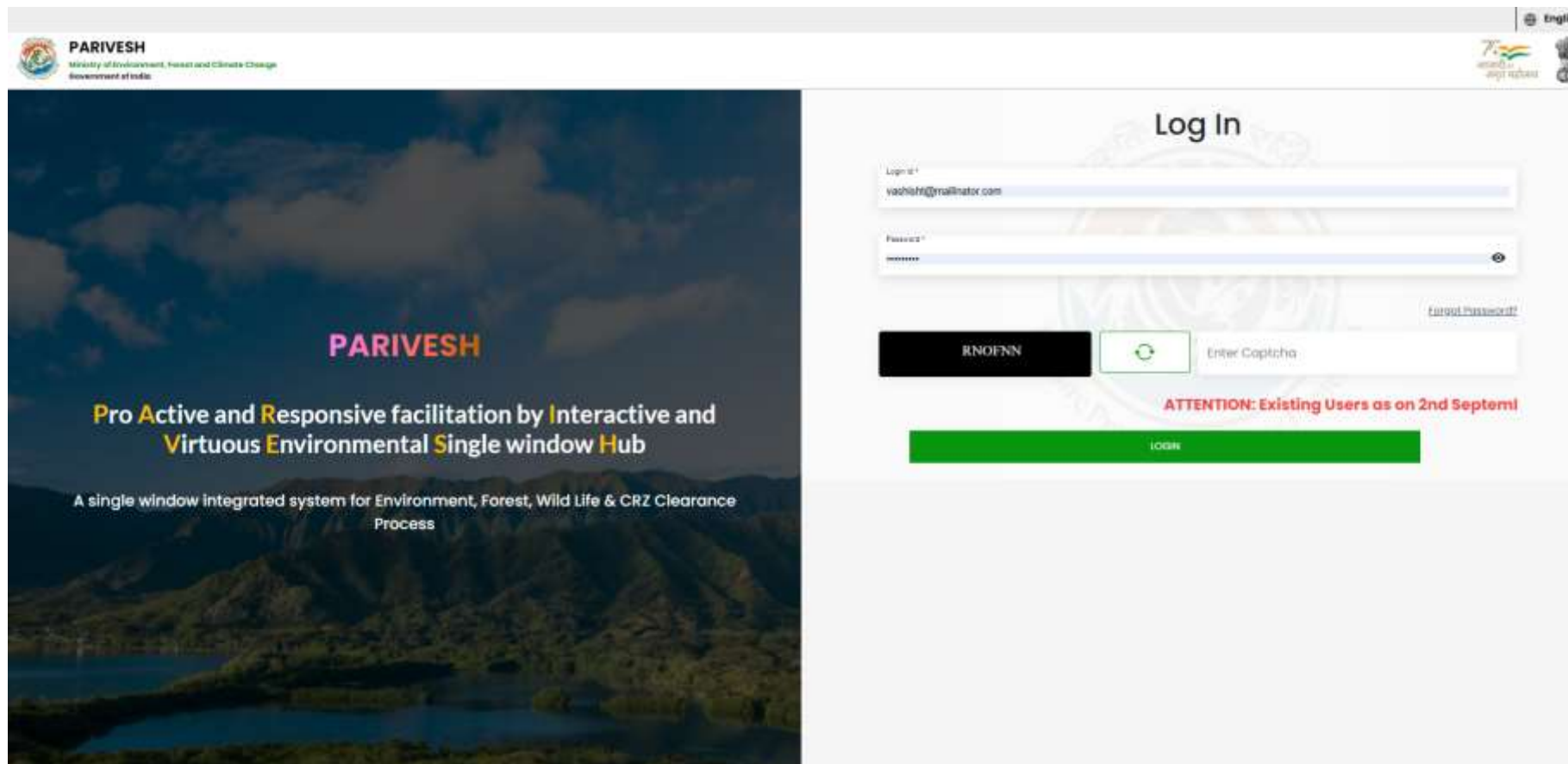
Activation successful.

Change Password

Email *	<input type="text" value="vashiht@mailinator.com"/>
Old Password *	<input type="password" value="Old Password"/>
New Password *	<input type="password" value="New Password"/>
Confirm Password *	<input type="password" value="Confirm Password"/>



After registration and generating a new password, you can visit the PARIVESH home page and log in. Now you are registered and can monitor all the details and updates related to your Project





Other Registration



PARIVESH परिवेश "Pro Active and Responsive facilitation by Interactive and Virtuous Environmental Singlewindow Hub"

Ministry of Environment, Forest and Climate Change Government of India

Complaint Dashboard About MoEFCC Acts & Rules Notifications Agenda & MoM Track your proposal Useful Links User Manuals Forms Contacts FAQs

PARIVESH

A Single Window Integrated System for Environment, Forest, Wildlife and CRZ Clearances

REGISTRATION / LOGIN

Project Proponent	State Processing Authority	Central Processing Authority
New Registration	State Login	Central Authorities
Login	District Login	Regional Office

Know Your Approval

ABOUT PARIVESH

PARIVESH is a web based, role based workflow application which has been developed for online submission and monitoring of the proposals submitted by the proponents for seeking Environment, Forest, Wildlife and CRZ Clearances from Central, State and district level authorities. It automates the entire tracking of proposals which includes online submission of a new proposal, editing/updating the details of proposals and displays status of the proposals at each stage of the workflow.

NOTICE BOARD

- ENVIRONMENT CLEARANCE
- FORESTS CLEARANCE
- WILDLIFE CLEARANCE
- NATIONAL CAMPA
- NO INCREASE IN POLLUTION LOAD

APPROVALS

Click on the "New Registration" Button



By simply clicking on the “New Registration” option, you will be directed to the Registration page.

← Back

Registration

01 Details 02 Basic Details

Register As*
Select

Cancel Proceed

Select “Register As” a Project Proponent/User Agency.



By simply clicking on the “New Registration” option, you will be directed to the Registration page.

← Back

Registration

01 Details 02 Basic Details

Register As* Project Proponent/Lead Agency

Entity Type* Select

- Central Government (Department/Autonomous body)
- Central PSU (eg. NHAI, AAI, NTP, CIL, SAIL)
- Individual
- Joint Venture (Govt. + Govt.)
- Joint Venture (Govt. + Pvt.)
- Joint Venture (Pvt. + Pvt.)
- LLP
- Others**
- Private Limited
- State Government (Department/Autonomous body)
- State PSU (eg. State Forest Corp., TANGEDCO, Mineral Development Corp.)
- Trust/Association/Society

Cancel Proceed



As you select entity type as 'Others'. Select PAN availability. In case User selects 'No' for 'Is PAN availability to the Entity?' and proceed the form, this registration application will be under approval process by PARIVESH ADMIN. It can be either approved or rejected based on application rules and regulations.

The screenshot shows the 'Registration' page on the Parivesh portal. The page has a header with the Government of India logo and the Parivesh logo. The main heading is 'Registration'. Below the heading, there are two steps: '01 Details' and '02 Basic Details'. The 'Details' step is active. The form contains two main fields: 'Register As*' and 'Entity Type*'. The 'Register As*' field is set to 'Project Proponent/User Agency'. The 'Entity Type*' field is open, showing a list of options. The 'Others' option is highlighted in blue. Other options include Central Government (Department/Autonomous body), Central PSU (eg. NHAI, AAI, NTP, CIL, SAIL), Individual, Joint Venture (Govt. + Govt.), Joint Venture (Govt. + Pvt.), Joint Venture (Pvt. + Pvt.), I.P.O., Private Limited, State Government (Department/Autonomous body), State PSU (eg. State Forest Corp., TANGEDCO, Mineral development Corp), and Trust/Association/Society. There are 'Cancel' and 'Proceed' buttons at the bottom of the form.



As you select entity type as 'Others'. Select PAN availability. In case User selects 'No' for 'Is PAN availability to the Entity?' and proceed the form, this registration application will be under approval process by PARIVESH ADMIN. It can be either approved or rejected based on application rules and regulations.



In case User selects 'Yes' for 'Is PAN availability to the Entity?', you are required to enter and verify the PAN details and proceed the form.

The screenshot shows the registration page on the Parivesh website. The page title is "Registration". A progress bar at the top indicates two steps: "01 Details" and "02 Basic Details". The "Details" step is currently active. The form contains the following fields:

- Register As***: A dropdown menu with the selected option "Project Proponent/User Agency".
- Entity Type***: A dropdown menu with the selected option "Others". Below this dropdown, there is a note: "Society applicable for individuals applying for CRZ clearance".
- Is PAN available to the Entity?***: A dropdown menu with the selected option "YES".
- PAN of Entity***: A text input field containing "ENTER PAN NUMBER" and a search icon (magnifying glass). Below the input field, there is a red text instruction: "Click on Search button to verify PAN No. (Mandatory)".

At the bottom left of the form, there is a "Cancel" button. At the bottom right, there is a green "Proceed" button.



Enter name of Project Proponent in case you have not provide the PAN. If you have entered the PAN and proceed, the name of project proponent will be fetched. You need to fill 'Correspondence address' and select 'State' and 'District' via dropdown.



Enter name of Project Proponent in case you have not provide the PAN. If you have entered the PAN and proceed, the name of project proponent will be fetched. You need to fill 'Correspondence address' and select 'State' and 'District' via dropdown.



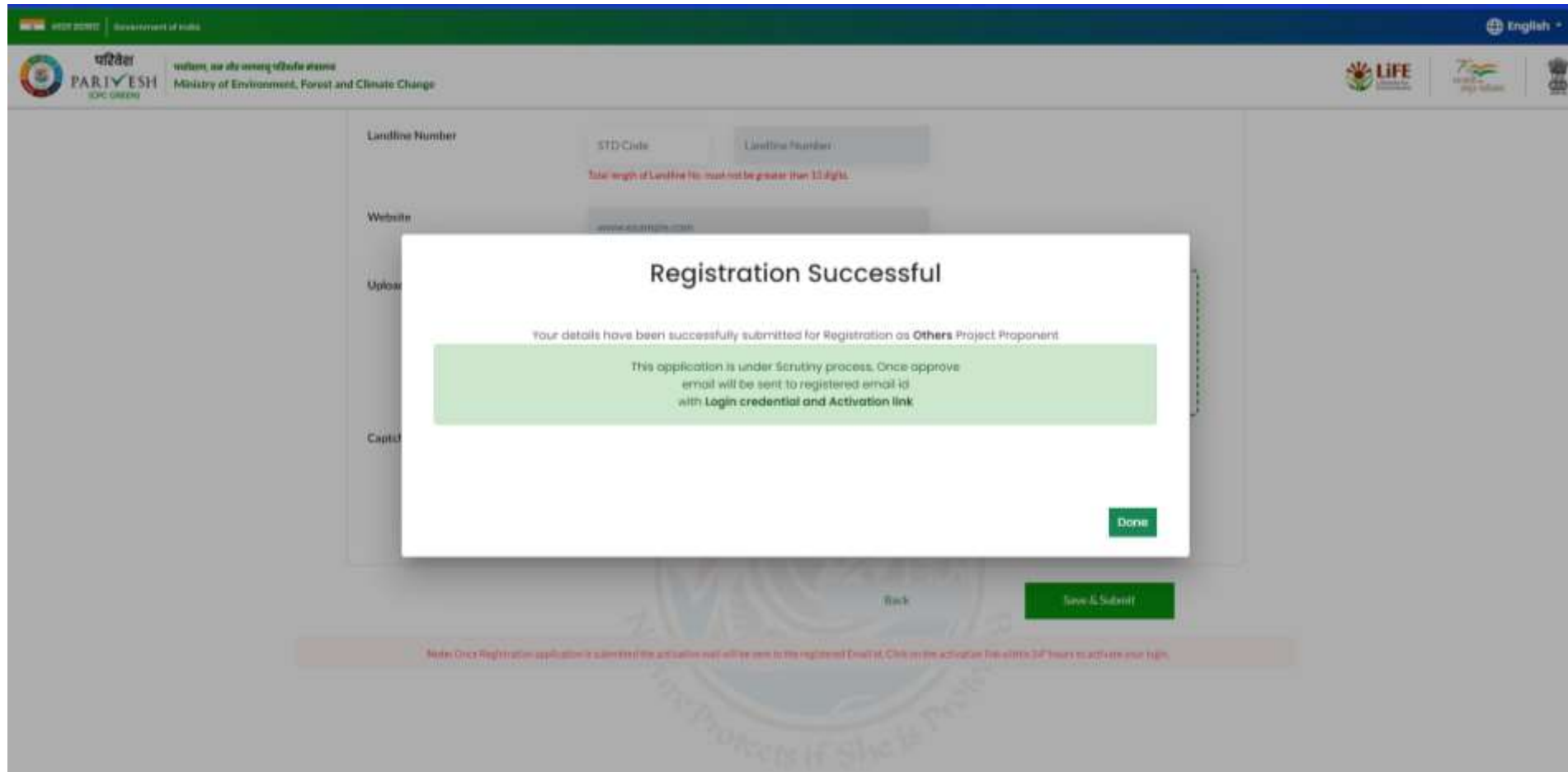
Enter pincode, email id, Aadhaar linked mobile number. You can add landline number and website. You need to upload voter id card. Next is to enter CAPTCHA code and mark the declaration checkbox to proceed. After filling all the mandatory fields, click on 'Save & Submit'.

The screenshot shows the registration form on the Parivesh website. The form includes the following fields and elements:

- Pincode***: A text input field with the placeholder "Enter PIN code".
- Email Id***: A text input field with the placeholder "Enter Email ID".
- Mobile No.***: A text input field with the placeholder "Mobile No.". A green checkmark icon and the text "Tick to confirm if your mobile no. is linked with Aadhar" are positioned above the field.
- Landline Number**: Two text input fields labeled "STD Code" and "Landline Number". A red error message below them states "Total length of Landline No. must not be greater than 13 digits".
- Website**: A text input field with the placeholder "www.example.com".
- Upload Voter Id Card***: A dashed box containing the text "Browse or drop your file here" and a red warning icon with the message "Only pdf files are allowed. Maximum file size is 1MB".
- Captcha Code***: A black box displaying "g0VmyH", a green "Refresh" button, and a text input field labeled "Enter Captcha".
- Declaration**: A green checkmark icon followed by the text "Declaration: I agree to the correctness of information provided by me for Registration purpose".
- Navigation**: "Back" and "Save & Submit" buttons at the bottom.



After 'Save & Submit', a dialogue box will open to ensure that the details have been submitted successfully. And the email will be sent to the registered email id with login credentials and activation link.





Check you registered mail id, you will find credentials and the activation link there

Please verify your account followed by one time login credentials

Congratulation ! You have been registered successfully on PARIVESH Portal as Individual Project Proponent !!

Applicant Login Credentials are:

User ID: vashisht@mailinator.com

Password: AmrbfnW

Please verify your account using the link below. We'll take you to the website and you'll be able to login on successful Aadhaar Authentication

<https://stgdev.parivesh.nic.in/#/activateEmail?token=fe0444af-e49b-49bd-95ea-2d0511e4fb9e&email=vashisht@mailinator.com&username=VASANTHA>

This link is valid for 24 hours.

Best Regards,



Click on the activation link, you will be required Aadhaar authentication



You are currently using C-DAC eSign Service and have been redirected from



CDAC's e-Sign Service

View Document Information

Aadhaar Number
 Virtual ID
 UID Token
 [Get Virtual ID](#)

Aadhaar TOTP
 Aadhaar OTP
 [How to generate TOTP?](#)

I hereby state that I have no objection in authenticating myself with Aadhaar based authentication system and consent to providing my Aadhaar number/VID/UID Token and One Time Pin (OTP)/Time-based One Time Password (TOTP) data for Aadhaar based authentication. I understand that the OTP/TOTP I provide for authentication shall be used only for authenticating my identity through the Aadhaar Authentication system and for obtaining my e-KYC through Aadhaar e-KYC service only for the purpose of esigning.

[▶ Listen to Consent](#)
English ▾

[Submit](#)
[Cancel](#)
Not Received OTP? Resend OTP



After authenticating your AADHAAR number, you must create a new password

भारत सरकार Government of India

परिवेश
PARIVESH
(CPC GREEN)
पर्यावरण, वन और जलवायु परिवर्तन मंत्रालय
Ministry of Environment, Forest and Climate Change

Activation successful.

LIFE
Partners for
Sustainable
Development

जोसरी
जगदलाल
गोखले

Change Password

Email *

Old Password *

New Password *

Confirm Password *



After authenticating your AADHAAR number, you must create a new password

भारत सरकार Government of India

परिवेश PARI VESH (CPC GREEN) पर्यावरण, वन और जलवायु परिवर्तन मंत्रालय Ministry of Environment, Forest and Climate Change

Activation successful.

LIFE Ministry for Environment वास्तवीय जगत् परिवेश

Change Password

Email *

Old Password *

New Password *

Confirm Password *



PARIVESH परिवेश "Pro Active and Responsive facilitation by Interactive and Virtuous Environmental Singlewindow Hub"

Ministry of Environment, Forest and Climate Change Government of India

Complaint Dashboard About MoEFCC Acts & Rules Notifications Agenda & MoM Track your proposal Useful Links User Manuals Forms Contacts FAQs

PARIVESH

A Single Window Integrated System for Environment, Forest, Wildlife and CRZ Clearances

REGISTRATION / LOGIN

Project Proponent	State Processing Authority	Central Processing Authority
New Registration	State Login	Central Authorities
Login	District Login	Regional Office

[Know Your Approval](#)

ABOUT PARIVESH

PARIVESH is a web based, role based workflow application which has been developed for online submission and monitoring of the proposals submitted by the proponents for seeking Environment, Forest, Wildlife and CRZ Clearances from Central, State and district level authorities. It automates the entire tracking of proposals which includes online submission of a new proposal, editing/updating the details of proposals and displays status of the proposals at each stage of the workflow.

NOTICE BOARD

- ENVIRONMENT CLEARANCE
- FORESTS CLEARANCE
- WILDLIFE CLEARANCE
- NATIONAL CAMPA
- NO INCREASE IN POLLUTION LOAD

APPROVALS

Click on the "New Registration" Button



Contact



Technical Helpdesk



011-20819182/172



<https://parivesh.nic.in>



monitoring-ec@nic.in

monitoring-fc@nic.in

