



# PARIVESH CPC Green

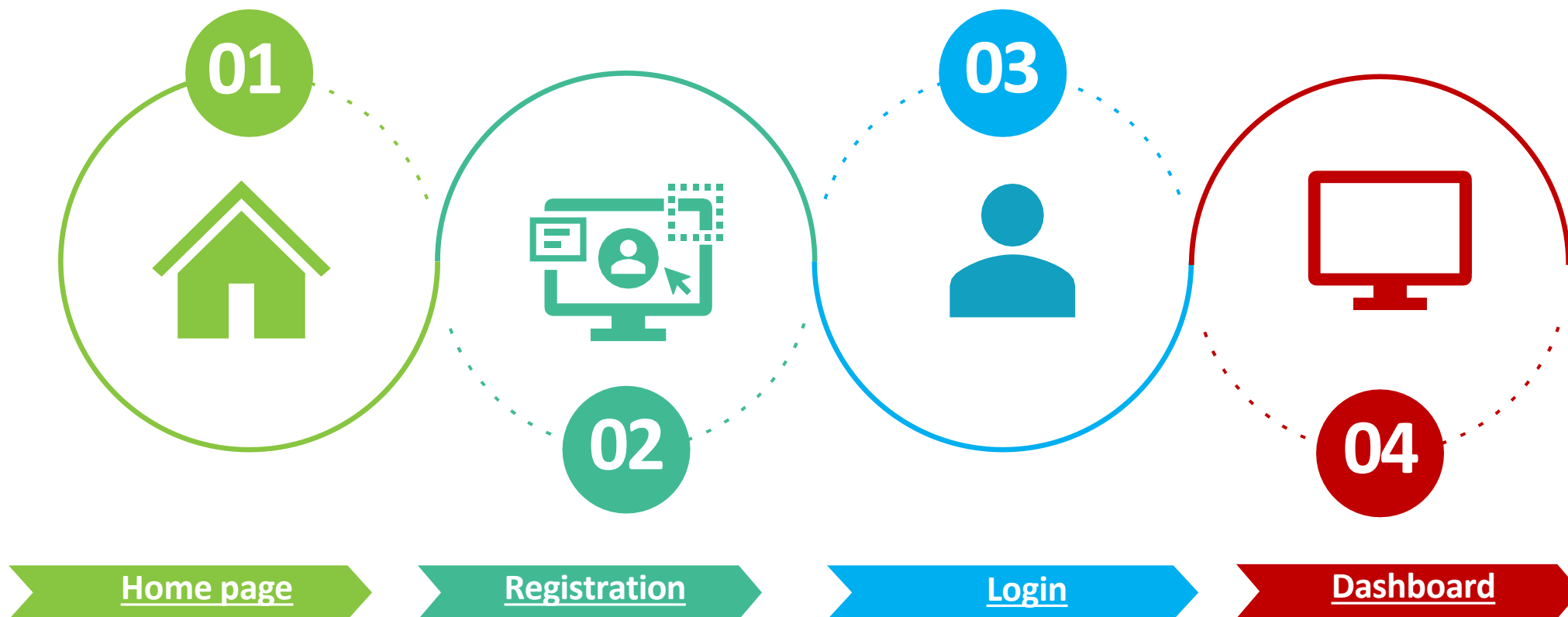
User Manual  
for  
Project Proponent

Updated on October 31, 2022





## Contents:



Note: Ctrl + Click on the underlined hyperlinks to go to the respective functionalities.



# Home page

Go to the home page of the PARIVESH portal.

01



**New\* - Forest (Conservation) Rules, 2022 (Published on 28.06.2022)** **As per Aadhar Regulations 2016, User Agen**  
**New\* - Instruction for KML creation in PA**  
**New\* - Notice: Any new Environmental Cl**

As the Nation celebrates

**Azadi Ka Amrit Mahotsav**

Let us **SING THE NATIONAL ANTHEM**

**REGISTRATION / LOGIN**

<b>Project Proponent</b>	<b>State Processing Authority</b>	<b>Central Processing Authority</b>
New Registration	State Login	Central Authorities
Login	District Login	Regional Office

**ABOUT PARIVESH**

PARIVESH is a web based, role based workflow application which has been developed for online submission and monitoring of the proposals submitted by the proponents for seeking Environment, Forest, Wildlife and CRZ Clearances from Central, State and district level authorities. It automates the entire tracking of proposals which includes online submission of a new proposal, editing/updating the details of proposals and displays status of the proposals at each stage of the workflow.

**NOTICE BOARD**

- ENVIRONMENT CLEARANCE
- FORESTS CLEARANCE
- WILDLIFE CLEARANCE
- NATIONAL CAMPA
- NO INCREASE IN POLLUTION LOAD

**APPROVALS**

 ENVIRONMENT CLEARANCE	 FOREST CLEARANCE	 WILDLIFE CLEARANCE
---------------------------	----------------------	------------------------



# Registration



Click on the “New Registration” option under the “Registration/ Login” tab.

02





Availability of Real time information

Enhance Efficiency, Transparency and Accountability in EC, EA, RA Clearance Processes

Process standardization

Online generation of Meeting Agenda, Minutes of Meeting and Approval Letters

REGISTRATION / LOGIN

Project Proponent	State Processing Authority	Central Processing Authority
New Registration	State Login	Central Authorities
Login	District Login	Regional Office

ABOUT PARIVESH

PARIVESH is a single window hub for providing a pro-active and responsive facilitation to the project proponents for the clearance of Environmental Clearance (EC), Environmental Assessment (EA), and Regional Assessment (RA) processes. It is a user-friendly platform that provides a seamless and efficient experience to the project proponents and the processing authorities.

NOTICE BOARD

- ENVIRONMENT CLEARANCE
- FORESTS CLEARANCE
- WILDLIFE CLEARANCE
- NATIONAL CAMPA
- NO INCREASE IN POLLUTION LOAD



## Register As

For submitting a proposal, the user agency must register online at the PARIVESH portal. After clicking on the “Register” option, the user will be directed to the page shown in the next slide. First, the system will ask the user to select ‘Register As’ from the drop-down with the below options:

- Accredited Consultant
- Project Proponent/ User Agency

03



← Back

# Registration

01

Details

02

Basic Details

Register As\*

Select

- Accredited Consultant
- Project Proponent

Cancel

Proceed





## Project Proponent (PP) selection

For PP (Project Proponent) selection, the system will display the drop-down details for 'Entity Type' as one type of PP: Individual, Private Limited, LLP, State PSU, Central PSU, State Government, Central Government, Joint Venture (Govt + Govt), Joint Venture (Govt + Pvt), Joint Venture (Pvt + Pvt), and Others.

04



# Registration For Project Proponent

01 \_\_\_\_\_ 02

Select

- Individual
- Private Limited
- LLP
- State PSU
- Central PSU
- State Government (Department/Autonomous body)
- Central Government (Department/Autonomous body)
- Joint Venture (Govt. + Govt.)
- Joint Venture (Govt. + Pvt.)
- Joint Venture (Pvt. + Pvt.)
- Others

Select

Register As\*

Entity Type\*



# Project Proponent (PP) selection

For registration of PP (Individual), the system will give a provision to select “Individual” from:

- ‘Entity Type’ dropdown

05





← Back

# Registration For Project Proponent

01 Details ————— 02 Basic Details

Register As\*

Entity Type\*

PAN of Entity \*

Click on Search button to verify PAN No. (Mandatory)



## Registration of PP (Individual)

After selecting 'Individual PP' for registration, the user is required to enter the PAN number in the field:

PAN of Entity

06



← Back

# Registration For Project Proponent

01 Details ————— 02 Basic Details

Register As\*

Entity Type\*

PAN of Entity \*

Click on Search button to verify PAN No. (Mandatory)





## Registration of PP (Individual)

The system will check for redundancy from the PARIVESH DB. If the user already exists, then the system will display the message “User Already Exists”. Further, the user will get the following options to select from on the Pop-up window-

- Edit PAN No.
- LOGIN

07



भारत सरकार | पयविरण, वन और जलवायु परिवर्तन मंत्रालय  
Government of India | Ministry of Environment, Forest and Climate Change

English

परिवेश  
**PARIVESH**

75  
आज़ादी का  
अमृत महोत्सव

Ministry of Environment, Forest and  
Climate Change

### Details

Details of PAN No. BIOPC7152A

User already exists, you are requested to LOGIN .

Edit Pan Detail

**LOGIN**

Cancel

**Proceed**



## Registration of PP (Individual)

If no duplicate entry is found, a Pop-up would get displayed reflecting:

- Details of PAN No
- Entity name as per PAN
- The user will be asked to click on:
- Edit PAN details or
- Continue

The system will validate PAN from NSDL DB through APIs.

08





## PAN Details

Details of PAN No:

AAAPA0039K

Entity Name as per PAN:

SAMEER VIJAY GUPTE

Do you want to Register as **Individual** on portal ?

[Edit PAN Details](#)

[Continue](#)



## Registration of PP (Individual)



In case, the PAN number is found valid, the system will ask for the following details.

- Name of the Individual (Auto-populate from NSDL DB)
- Correspondence Address\*, State/UT\*, District\*, PIN Code\*
- Email-ID \*, Mobile No.\*(Check button confirming that Mobile No. linked with Aadhaar No.), Landline No. (Optional)
- Website (optional)

09



### Enter your personal details

Email Id \*

Mobile No.\*  Tick to confirm if your mobile no. is linked with Aadhar

Mobile No.

Landline Number    
Total length of Landline No. must not be greater than 13 digits.

Website

Captcha\*

[Back](#)

[Save & Submit](#)

⚠ Note: Once Registration application is submitted the activation mail will be sent to the registered Email Id. Click on the activation link within 24\* hours to activate your login.

### Enter your address details

Correspondence Address\*

State/UT\*

District\*

Pincode\*

Do you have Registered Office Address?\*



## Registration of PP (Individual)



After providing the required details, registering PP entity/Individual is required to:

- Enter Captcha's code.

Then, the system would ask the user to:

- Save & Submit the registration details.

10



Captcha\*

**NybCPO** **Refresh** Enter Captcha

Back **Save & Submit**





## Registration of PP (Individual)



After successful submission of registering entity's record in the PARIVESH database, the system would display a Pop-up window message that registration is successful and login credentials along with activation link are shared on the registered email id. Once the user clicks on the 'Done' button then it will redirect the user to the Home page of the PARIVESH application.

11



## Registration of PP (Individual)



# Registration Successful

Your details have been successfully submitted for Registration as **Individual** Project Proponent

An Email has been sent to your registered email id  
with **Login credential and Activation link**

Done

<https://parivesh.nic.in/>



## Registration of PP (Individual)



The system sends an email to the email account with the user name, password, and activation link.

12



Registration Confirmation for PARIVESH portal as project proponent. Inbox x



monitoring-ec@nic.in via nic.in

to [redacted]

Wed, Aug 24, 10:50 AM (6 days ago)



## Please verify your account followed by one time login credentials

**Congratulation ! You have been registered successfully on PARIVESH Portal as Individual Project Proponent !!**

Applicant Login Credentials are:

User ID: [redacted]

Password: bqF9g7q

Please verify your account using the link below. We'll take you to the website and you'll be able to login on successful Aadhaar Authentication

<https://stgdev.parivesh.nic.in/activateEmail?token=9c845933-b9dc-43a3-bafd-36fa350c9431&email=shehjar.2000@gmail.com&username=SHEHJAR KAUL>

Best Regards,  
Monitoring Cell (Environment, Forests and Wildlife Clearances)  
Ministry of Environment, Forest and Climate Change  
Government of India  
New Delhi

← Reply

→ Forward

<https://parivesh.nic.in/>



## Registration of PP (Individual)



After clicking on the activation link, the user will be directed to a screen asking for Aadhaar authentication as shown in the next slide. The user will be required to enter their Aadhaar Number and Aadhaar OTP.

13





# Registration of PP (Individual)



You are currently using C-DAC eSign Service and have been redirected from



**CDAC's e-Sign Service**

**View Document Information**

**Aadhaar Number**
 **Virtual ID**
 **UID Token**
[Get Virtual ID](#)

**Aadhaar TOTP**
 **Aadhaar OTP**
[How to generate TOTP?](#)

I hereby state that I have no objection in authenticating myself with Aadhaar based authentication system and consent to providing my Aadhaar number/VID/UID Token and One Time Pin (OTP)/Time-based One Time Password (TOTP) data for Aadhaar based authentication. I understand that the OTP/TOTP I provide for authentication shall be used only for authenticating my Identity through the Aadhaar Authentication system and for obtaining my e-KYC through Aadhaar e-KYC service only for the purpose of esigning.

[▶ Listen to Consent](#)
[English ▾](#)

[Submit](#)
[Cancel](#)



## Registration of PP (Individual)



After authenticating the Aadhar number, the user will be required to generate a new password as shown in the next slide.

14



# Registration of PP (Individual)



[Skip To Main Content](#) | [Screen Reader Access](#) | [English](#)



**PARIVESH**  
Ministry of Environment, Forest and Climate Change  
Government of India



## Change Password

Email \*

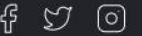
Old Password \*

New Password \*

Confirm Password \*

[About](#) [Contact Us](#) [FAQs](#)

Total Visitors **2355**



परिवेश  
**PARIVESH**

[Privacy Policy](#) [Terms of Use](#) [Hyperlink Policy](#) [Copyright Policy](#) [Accessibility Statement](#) [Disclaimer](#)

For any Technical support, Please Contact EFCCID, NIC, New Delhi, [cpe-parivesh@gov.in](mailto:cpe-parivesh@gov.in)

Last Updated on

<https://parivesh.nic.in/>



## Login



To get login into the PARIVESH portal  
Click on the 'Login' option under the  
"Registration/Login" tab. A page will  
open up asking for:

- Login id: Type the login id in the  
'Login Id' text box.
- Password: Type the password in  
the 'Password' text box.
- Click on the 'Login' button.

15



**PARIVESH**

Ministry of Environment, Forest and Climate Change  
Government of India

75  
आजादी का  
अमृत महोत्सव



## Log In

Login Id \*

Password \*



[Forgot Password?](#)

eSRJoj



eSRJoj

LOGIN

## PARIVESH

Pro Active and Responsive facilitation by Interactive  
and Virtuous Environmental Single window Hub

A single window integrated system for Environment, Forest, Wildlife & CRZ  
Clearance Process





## Login



Existing users can change their passwords by clicking on the “Forgot Password” option as shown in the next slide. The user will be required to enter the following:

- Login ID
- Captcha

16



**PARIVESH**

Ministry of Environment, Forest and Climate Change  
Government of India



### Forgot Password

Enter Login Id \*

Please enter username

S8gJcp



Enter Captcha

Submit

[Login](#)

Password Reset link has been send on your EmailId ✕



# Login



After entering the login id, the user will receive a password reset link.

17



PARIVESH\_Forgot Password Inbox x



monitoring-ec@nic.in via nic.in  
to me

4:06 PM (4 minutes ago) ☆ ↶ ⋮

पर्यावरण, वन और जलवायु परिवर्तन मंत्रालय  
Ministry of Environment, Forest and Climate Change

Hello Mr/Mrs null ,

It seems like you forgot your PARIVESH login password as requested by you to reset your PARIVESH login credential. Please click the link below to reset your password now.

<https://parivesh.nic.in/parivesh-ua/#/reset-password/DsKPL7ubQxoaxmFHnka4najKlyZjVko4be1pBx9K>

If you didnt make this request, please disregard this email and **Report** to MOEFCC.

Please note that your password will not change unless you click the link above and create a new one. This link will expire in 48 hours. if your link has expired, you can always request a new one.

Best Regards,  
Monitoring Cell (Environment, Forests and Wildlife Clearances)  
Ministry of Environment, Forest and Climate Change  
Government of India  
New Delhi.



# Login



After clicking on the password reset link the user will be required to create a new password as shown in the next slide.

18



**PARIVESH**Ministry of Environment, Forest and Climate Change  
Government of India

## Reset Password

### Password Format

- Must be at least 8 characters
- Must contain both UPPERCASE & lowercase characters
- Must contain number
- Must contain special character such as ! @\$%&\* \_

New Password \*

.....



Confirm New Password \*

.....

[Reset](#)[Login](#)




# Dashboard

After successful login, Project Proponent's 'Dashboard' will appear as shown in this figure.

19





Ministry of Environment,  
Forest and Climate Change

Welcome  
Ankur Chaudhary

Seems like there are no projects added to your profile, Kindly  
**Add a Project** to start with your Clearances

**Add Project**

Dashboard

- Manage Employee
- Approvals
- Proposals Before 15th Aug
- Upload Compliance
- EC Condition Upload
- Raise Complaint

Ankur Chaudhary

Logout



# Contact



**Technical Helpdesk**



**011-20819182/172**



**<https://parivesh.nic.in>**



**[monitoring-ec@nic.in](mailto:monitoring-ec@nic.in)**  
**[monitoring-fc@nic.in](mailto:monitoring-fc@nic.in)**

