

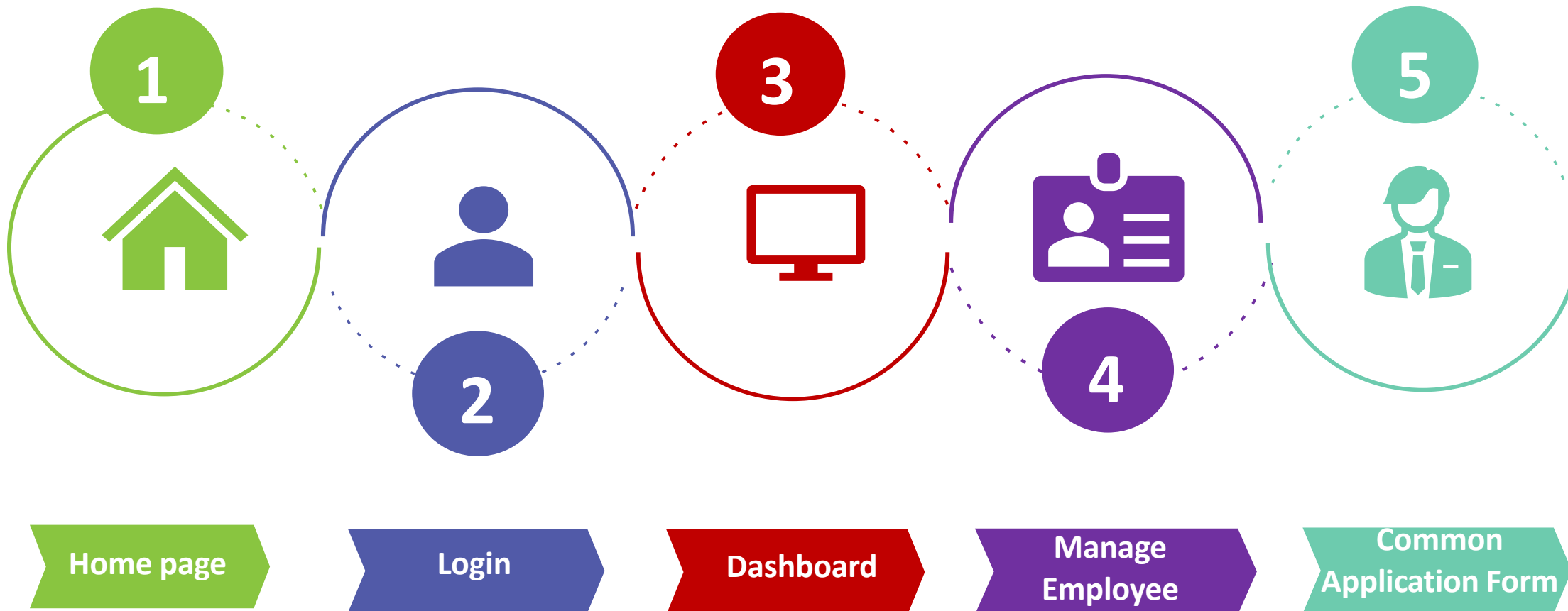


PARIVESH CPC Green

User Manual
for
Organization Management



Organization Management



<https://parivesh.nic.in/>



Home page

Go to the home page of the PARIVESH portal.

01



"Pro Active and Responsive facilitation by Interactive and Virtuous Environmental Singlewindow Hub"

- Dashboard
- About MoEFCC
- Acts, Rules & Guidelines
- Notifications
- Agenda & MoM
- Track your proposal
- Useful Links
- User Manuals
- Contacts
- FAQs

- New* - Forest (Conservation) Rules, 2022 (Published on 28.06.2022)
- As per Aadhar Regulations 2016, User Agent
 - New* - Instruction for KML creation in PA
 - New* - Notice: Any new Environmental Clearance



As the Nation celebrates



Let us
SING THE
NATIONAL
ANTHEM



REGISTRATION / LOGIN

Project Proponent	State Processing Authority	Central Processing Authority
New Registration	State Login	Central Authorities
Login	District Login	Regional Office

ABOUT PARIVESH

PARIVESH is a web based, role based workflow application which has been developed for online submission and monitoring of the proposals submitted by the proponents for seeking Environment, Forest, Wildlife and CRZ Clearances from Central, State and district level authorities. It automates the entire tracking of proposals which includes online submission of a new proposal, editing/updating the details of proposals and displays status of the proposals at each stage of the workflow.

NOTICE BOARD

- ENVIRONMENT CLEARANCE
- FORESTS CLEARANCE
- WILDLIFE CLEARANCE
- NATIONAL CAMPA
- NO INCREASE IN POLLUTION LOAD

APPROVALS



ENVIRONMENT CLEARANCE



FOREST CLEARANCE



WILDLIFE CLEARANCE



Login



The user will be required to register as one of the followings:

- Private Limited,
- LLP, State PSU,
- Central PSU,
- State Government,
- Central Government,
- Joint Venture (Govt + Govt),
- Joint Venture (Govt + Pvt),
- Joint Venture (Pvt + Pvt)

Then, the users would be required to log in as Project Proponent by clicking on the Login button present under the “Registration/Login” tab on the Home Page.

02



Availability of Real time information

Process standardization

Online generation of Meeting Agenda, Minutes of Meeting and Approval Letters

Enhance Efficiency, Transparency and Accountability in EC, CRZ Clearance Processes

REGISTRATION / LOGIN

Project Proponent	State Processing Authority	Central Processing Authority
New Registration	State Login	Central Authorities
Login	District Login	Regional Office

ABOUT PARIVESH

PARIVESH is a web based, role based workflow application which has been developed for online submission and monitoring of the proposals submitted by the proponents for seeking Environment, Forest, Wildlife and CRZ Clearances from Central, State and district level authorities. It automates the entire tracking of proposals which includes online submission of a new proposal, editing/updating the details of proposals and displays status of the proposals at each stage of the workflow.

NOTICE BOARD

- ENVIRONMENT CLEARANCE
- FORESTS CLEARANCE
- WILDLIFE CLEARANCE
- NATIONAL CAMPA
- NO INCREASE IN POLLUTION LOAD




Login



The user will be required to enter the User Id, Password, and Captcha Code as shown in the next slide.



03





PARIVESH
Ministry of Environment, Forest and Climate Change
Government of India

English

PARIVESH

Pro Active and Responsive facilitation by Interactive and Virtuous Environmental Single window Hub

A single window integrated system for Environment, Forest, Wildlife & CRZ Clearance Process

Log In

Login Id *

Password *

[Forgot Password?](#)

oq3SQw

↻

ATTENTION: Existing Users as on 2nd September, 20

LOGIN



Login



Existing users can change their passwords by clicking on the “Forgot Password” option as shown in the next slide. The user will be required to enter the following:

- Login ID
- Captcha

04

**PARIVESH**Ministry of Environment, Forest and Climate Change
Government of India

Forgot Password

Please enter username

S8gJcp

[Login](#)

Password Reset link has been send on your EmailId



Login



After entering the login id, the user will receive a password reset link.

05



PARIVESH_Forgot Password Inbox x



monitoring-ec@nic.in via nic.in
to me

4:06 PM (4 minutes ago) ☆ ↶ ⋮

पर्यावरण, वन और जलवायु परिवर्तन मंत्रालय
Ministry of Environment, Forest and Climate Change

Hello Mr/Mrs null ,

It seems like you forgot your PARIVESH login password as requested by you to reset your PARIVESH login credential. Please click the link below to reset your password now.

<https://parivesh.nic.in/parivesh-ua/#/reset-password/DsKPL7ubQxoaxmFHnka4najKlyZjVko4be1pBx9K>

If you didnt make this request, please disregard this email and **Report** to MOEFCC.

Please note that your password will not change unless you click the link above and create a new one. This link will expire in 48 hours. if your link has expired, you can always request a new one.

Best Regards,
Monitoring Cell (Environment, Forests and Wildlife Clearances)
Ministry of Environment, Forest and Climate Change
Government of India
New Delhi.



Login



After clicking on the password reset link the user will be required to create a new password as shown in the next slide.

06



Reset Password

Password Format

- Must be at least 8 characters
- Must contain both UPPERCASE & lowercase characters
- Must contain number
- Must contain special character such as !@\$%&* _

New Password *

.....



Confirm New Password *

.....

[Reset](#)[Login](#)



Dashboard



After logging in, the Project Proponent will arrive at the landing screen displaying PP's Dashboard.

07



Add New Project

FC Proposals applied between 29th June to 04th Sept. 2022

Dashboard

Manage Employee

EDS Proposals

FC EDS Proposals

Approvals

Track Proposal Before 4th Sept

Proposals Before 4th Sept

Upload Compliance

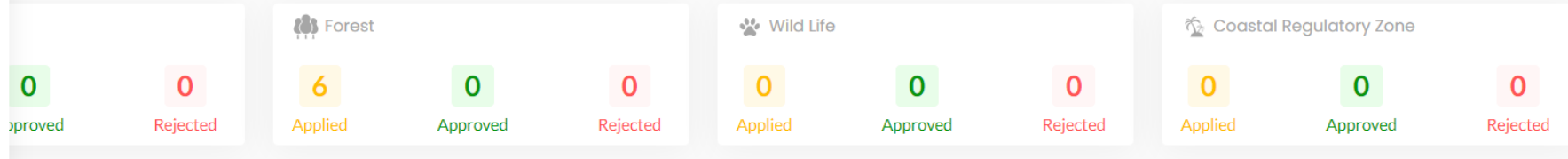
EC Condition Upload

Raise Complaint

Basudev Pal

Logout

Track Your Proposal



04th September, 2022

[Manage/Apply Existing Projects \(Before 05th Sept. 2022\)](#)

SW No.	Main State	EC	FC	WL	CRZ	
SW/101960/2022	LAKSHADWEEP	0	0	0	0	View Details
SW/101959/2022	MAHARASHTRA	0	0	0	0	View Details
SW/101955/2022	ANDAMAN AND NICOBAR ISLANDS	0	0	0	0	View Details
SW/101954/2022	ANDAMAN AND NICOBAR ISLANDS	0	0	0	0	View Details
SW/101942/2022	MAHARASHTRA	0	0	0	0	View Details



Manage Employee



The Project Proponent will now click on the “Manage Employee” option on the left-hand side of the Dashboard as shown in the next slide.

08



Ministry of Environment,
Forest and Climate Change

Add New Project

FC Proposals applied between 29th June to 04th Sept. 2022

Dashboard

Manage Employee

EDS Proposals

FC EDS Proposals

Approvals

Track Proposal Before 4th Sept

Proposals Before 4th Sept

Upload Compliance

EC Condition Upload

Raise Complaint

Basudev Pal

Logout

Track Your Proposal

EDS Proposals			Forest			Wild Life			Coastal Regulatory Zone		
0	0		6	0	0	0	0	0	0	0	0
Approved	Rejected		Applied	Approved	Rejected	Applied	Approved	Rejected	Applied	Approved	Rejected

04th September, 2022

[Manage/Apply Existing Projects \(Before 05th Sept. 2022\)](#)

SW No.	Main State	EC	FC	WL	CRZ	
SW/101960/2022	LAKSHADWEEP	0	0	0	0	View Details
SW/101959/2022	MAHARASHTRA	0	0	0	0	View Details
SW/101955/2022	ANDAMAN AND NICOBAR ISLANDS	0	0	0	0	View Details
SW/101954/2022	ANDAMAN AND NICOBAR ISLANDS	0	0	0	0	View Details
SW/101942/2022	MAHARASHTRA	0	0	0	0	View Details

Manage Employee



After clicking on “Manage Employee”, the Project Proponent will arrive at the employee management dashboard, where the PP can:

- View the added employees
- Add new employees
- Delete existing employees
- Map Project
- Search fields

09



Employee List

+ Add Employee
Delete All

10 ▾

<input type="checkbox"/>	S. No.	Name	Designation	Email/Mobile	Projects Mapped	Action
<input type="checkbox"/>	1	Pratik Kumar	Manager	✉ emp20@mailinator.com 📱 9345923593	• sovana	Actions ▾
<input type="checkbox"/>	2	Vikash Kumr	Sb	✉ prabhuram862@gmail.com 📱 9314271664	• sovana	Actions ▾
<input type="checkbox"/>	3	Basudev Pal		✉ indppuser2@mailinator.com 📱 9657575464	<ul style="list-style-type: none"> • Misc2 Project • Linear Projects • Hybrid-Project • sovana • School Construction • sovana new • sdfas • s2 • Misc Project • sovana2 • Sovana Limited • Sl • sdfas 	Actions ▾

Showing 1 to 3 of 3 entries

<< < 1 > >>



Add Employee



In order to give access to an employee, the Project Proponent will be first required to add an employee by clicking on the “Add Employee” option on the top right corner of the dashboard as shown in the next slide.

10



Employee List

10 ▾

Search 🔍

+ Add Employee

Delete All

<input type="checkbox"/>	S. No.	Name	Designation	Email/Mobile	Projects Mapped	Action
<input type="checkbox"/>	1	Pratik Kumar	Manager	✉ emp20@mailinator.com 📱 9345923593	• sovana	Actions ▾
<input type="checkbox"/>	2	Vikash Kumr	Sb	✉ prabhuram862@gmail.com 📱 9314271664	• sovana	Actions ▾
<input type="checkbox"/>	3	Basudev Pal		✉ indppuser2@mailinator.com 📱 9657575464	<ul style="list-style-type: none"> • Misc2 Project • Linear Projects • Hybrid-Project • sovana • School Construction • sovana new • sdfas • s2 • Misc Project • sovana2 • Sovana Limited • Sl • sdfas 	Actions ▾

Showing 1 to 3 of 3 entries « < 1 > »




Add Employee



After clicking on “Add Employee”, the user will be required to enter the details as shown in the next slide.

11





Update Employee

Name of The Employee *	<input type="text" value="Pratik Kumar"/>
PAN NUMBER *	<input type="text" value="DYKPK5090R"/>
Designation *	<input type="text" value="Manager"/>
Correspondence Address *	<input type="text" value="Address1"/>
State *	<input type="text" value="MIZORAM"/>
District *	<input type="text" value="CHAMPHAI"/>
Pin Code *	<input type="text" value="345234"/>
Mobile Number *	<input type="text" value="9345923593"/>
Landline Number	<input type="text" value="STD Code"/> <input type="text" value="Landline number"/>
Email ID *	<input type="text" value="emp20@mailintor.com"/>
Allowed To Map With Multiple Projects *	<input type="text" value="Yes"/>



Add Employee



After clicking on “Submit”, the employee will be successfully added and displayed on the dashboard as shown in the next slide.

12



Employee List

✓
Employee updated successfully.
✕

10 ▾

🔍

<input type="checkbox"/>	S. No.	Name	Designation	Email/Mobile	Projects Mapped	Action
<input type="checkbox"/>	1	Pratik Kumar	Manager	✉ emp20@mailinator.com 📱 9345923593	• sovana	Actions ▾
<input type="checkbox"/>	2	Vikash Kumr	Sb	✉ prabhuram862@gmail.com 📱 9314271664	• sovana	Actions ▾
<input type="checkbox"/>	3	Basudev Pal		✉ indppuser2@mailinator.com 📱 9657575464	<ul style="list-style-type: none"> • Misc2 Project • sovana2 • s1 • sdfas • sdfas • School Construction • Misc Project • sovana • sovana_new • Hybrid-Project • s2 • Sovana Limited • Linear Projects 	Actions ▾

Showing 1 to 3 of 3 entries

<<
<
1
>
>>



Map Project



After adding any new employee, the Project Proponent can map the project to that employee by going to the “Actions” drop-down icon next to that employee and selecting “Map Project” as shown in the next slide.

13



Employee List

+ Add Employee 🗑 Delete All

10

Search

<input type="checkbox"/>	S. No.	Name	Designation	Email/Mobile	Projects Mapped	Action
<input type="checkbox"/>	1	Pratik Kumar	Manager	✉ emp20@mailinator.com 📱 9345923593	• sovana	Actions ▾ ➕ Map Project 🗑 Delete
<input type="checkbox"/>	2	Vikash Kumr	Sb	✉ prabhuram862@gmail.com 📱 9314271664	• sovana	
<input type="checkbox"/>	3	Basudev Pal		✉ indppuser2@mailinator.com 📱 9657575464	• Misc2 Project • sovana2 • S1 • sdfas • sdfas • School Construction • Misc Project • sovana • sovana new • Hybrid-Project • s2 • Sovana Limited • Linear Projects	Actions ▾

Showing 1 to 3 of 3 entries

« < 1 > »



Map Project



After clicking on the “Map Project” option, then, PP will get an option to select the project required to be mapped as shown in the next slide.

14



Employee List

+ Add Employee - Delete All

10

Search

S. No.	Name	Designation	Email/Mobile	Projects Mapped	Action
1	<u>Pratik Kumar</u>	Manager	emp20@mailintor.com 9345923593	• <u>sovana</u>	Actions
2	<u>Vikash Kumer</u>	Sb	prabhuram962@gmail.com	• <u>sovana</u>	Actions
3	<u>Basudev Pal</u>			<ul style="list-style-type: none"> • <u>Misc2 Project</u> • <u>sovana2</u> • <u>S1</u> • <u>sdfas</u> • <u>sdfas</u> • <u>School Construction</u> • <u>Misc Project</u> • <u>sovana</u> • <u>sovana new</u> • <u>Hybrid-Project</u> • <u>s2</u> • <u>Sovana Limited</u> • <u>Linear Projects</u> 	Actions

Showing 1 to 3 of 3 entries

<< < 1 > >>

Map Employee to Project

Select

Select

- s2
- sdfas
- sdfas
- sovana2
- S1
- sovana new
- Sovana Limited
- Misc2 Project
- Misc Project
- Hybrid-Project
- Linear Projects
- School Construction



Map Project



After selecting the project, PP will have to click on “Confirm”. The project will then be mapped successfully as shown in the next slide.

15



Employee List

✔ Project mapped successfully. ✕

10 ▾

Search 🔍

<input type="checkbox"/>	S. No.	Name	Designation	Email/Mobile	Projects Mapped	Action
<input type="checkbox"/>	1	Pratik Kumar	Manager	✉ emp20@mailintor.com 📱 9345923593	<ul style="list-style-type: none"> • sovana new • sovana 	Actions ▾
<input type="checkbox"/>	2	Vikash Kumr	Sb	✉ prabhuram862@gmail.com 📱 9314271664	<ul style="list-style-type: none"> • sovana 	Actions ▾
<input type="checkbox"/>	3	Basudev Pal		✉ indppuser2@mailinator.com 📱 9657575464	<ul style="list-style-type: none"> • CRZI • Misc Project • Hybrid-Project • sovana2 • sovana • s2 • sdfas • Misc2 Project • Sovana Limited • sovana new • sdfas • Linear Projects • S1 • School Construction 	Actions ▾

Showing 1 to 3 of 3 entries
« < 1 > »



Delete Employee



To delete any employee, the PP can go to the “Actions” drop-down next to that employee and select “Delete” as shown in the next slide.

16



Employee List + Add Employee Delete All

10 Search

	S. No.	Name	Designation	Email/Mobile	Projects Mapped	Action
<input type="checkbox"/>	1	Pratik Kumar	Manager	✉ emp20@mailinator.com ☎ 9345923593	• sovana	<div style="border: 1px solid #ccc; padding: 2px;"> Actions ▾ + Map Project - Delete </div>
<input type="checkbox"/>	2	Vikash Kumr	Sb	✉ prabhuram862@gmail.com ☎ 9314271664	• sovana	
<input type="checkbox"/>	3	Basudev Pal		✉ indppuser2@mailinator.com ☎ 9657575464	<ul style="list-style-type: none"> • Misc2 Project • sovana2 • S1 • sdfas • sdfas • School Construction • Misc Project • sovana • sovana new • Hybrid-Project • s2 • Sovana Limited • Linear Projects 	<div style="border: 1px solid #ccc; padding: 2px;"> Actions ▾ </div>

Showing 1 to 3 of 3 entries « < 1 > »



Delete Employee



A pop-up reminder will appear asking user to confirm if they want to delete or not as shown in the next slide.

17



Employee List + Add Employee Delete All

10 Search

<input type="checkbox"/>	S. No.	Name	Designation	Email/Mobile	Projects Mapped	Action
<input type="checkbox"/>	1	Pratik Kumar	Manager	✉ emp20@mailintor.com 📞 9345923593	<ul style="list-style-type: none"> • sovana new • sovana 	Actions ▾
<input type="checkbox"/>	2	Vikash Kumr	Sb	✉ prabhuram862@gmail.com	<ul style="list-style-type: none"> • sovana 	Actions ▾
<input type="checkbox"/>	3	Basudev Pal			<ul style="list-style-type: none"> • CRZ1 • Misc Project • Hybrid-Project • sovana2 • sovana • s2 • sdfas • Misc2 Project • Sovana Limited • sovana new • sdfas • Linear Projects • S1 • School Construction 	Actions ▾

Showing 1 to 3 of 3 entries « < 1 > »



Delete Employee



After clicking on “Yes”, the employee will be deleted successfully as shown in the next slide.

18



Employee List

✓ Employee deleted successfully. ✕

10 ▾

Search 🔍

<input type="checkbox"/>	S. No.	Name	Designation	Email/Mobile	Projects Mapped	Action
<input type="checkbox"/>	1	<u>Vikash Kumer</u>	Sb	✉ prabhuram862@gmail.com ☎ 9314271664	• sovana	Actions ▾
<input type="checkbox"/>	2	<u>Basudev Pal</u>		✉ indppuser2@mailinator.com ☎ 9657575464	• Misc Project • s2 • CRZ1 • Linear Projects • sovana new • sdfas • sovana • Sovana Limited • School Construction • Misc2 Project • Sl • sovana2 • sdfas • Hybrid-Project	Actions ▾

Showing 1 to 3 of 3 entries

« < 1 > »



Search

The Project Proponent can also search for employees using the “Search” icon on the top right corner of the dashboard by typing the employee’s name.

19



Employee List

+ Add Employee
Delete All

10 ▾
Search 🔍

<input type="checkbox"/>	S. No.	Name	Designation	Email/Mobile	Projects Mapped	Action
<input type="checkbox"/>	1	<u>Vikash Kumr</u>	Sb	✉ prabhuram862@gmail.com 📱 9314271664	<ul style="list-style-type: none"> • sovana 	Actions ▾
<input type="checkbox"/>	2	<u>Basudev Pal</u>		✉ indppuser2@mailinator.com 📱 9657575464	<ul style="list-style-type: none"> • Misc Project • s2 • CRZI • Linear Projects • sovana new • sdfas • sovana • Sovana Limited • School Construction • Misc2 Project • S1 • sovana2 • sdfas • Hybrid-Project 	Actions ▾

Showing 1 to 3 of 3 entries
 << < 1 > >>



Search

After typing a particular keyword, the system will search for it and display it on screen as shown in the next slide.

20



-
-
-
-
-
-
-
-
-
-
-

Employee List

+ Add Employee 🗑 Delete All

10 ▾

Pratik

<input type="checkbox"/>	S. No.	Name	Designation	Email/Mobile	Projects Mapped	Action
<input type="checkbox"/>	1	<u>Pratik Kumar</u>	Manager	✉ emp20@mailintor.com 📱 9345923593	<ul style="list-style-type: none"> sovana 	<input type="button" value="Actions"/> ▾

Showing 1 to 1 of 1 entries (filtered from 3 total entries)

« < 1 > »



Contact



Technical Helpdesk



011-20819182/172



<https://parivesh.nic.in>



monitoring-ec@nic.in
monitoring-fc@nic.in

