

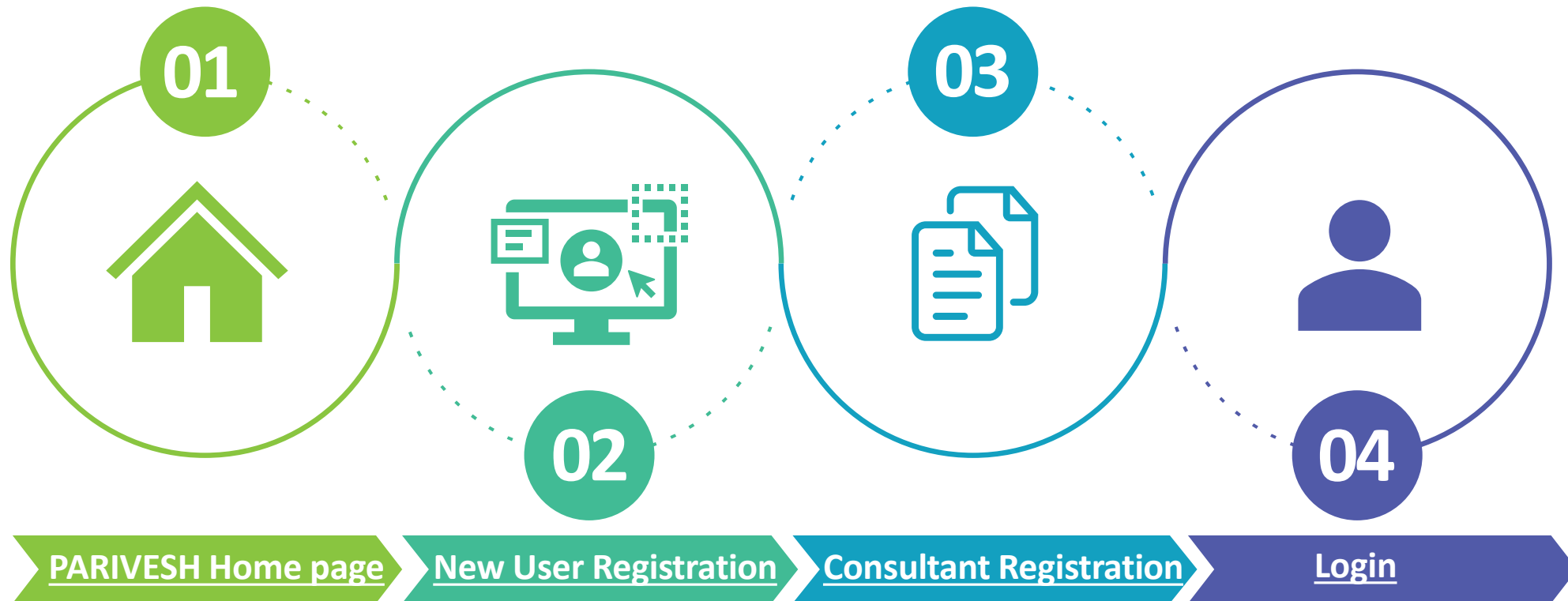


PARIVESH CPC Green

User Manual for Consultants

Updated on October 31, 2022

Contents:



Note: Ctrl + Click on the underlined hyperlinks to go to the respective functionalities.



PARIVESH Home page

Go to the home page of the PARIVESH portal.

01



New* - Forest (Conservation) Rules, 2022 (Published on 28.06.2022) As per Aadhar Regulations 2016, User Agent
 New* - Instruction for KML creation in PA
 New* - Notice: Any new Environmental Clearance

As the Nation celebrates
Azadi Ka Amrit Mahotsav
 Let us
SING THE NATIONAL ANTHEM

REGISTRATION / LOGIN

Project Proponent	State Processing Authority	Central Processing Authority
New Registration	State Login	Central Authorities
Login	District Login	Regional Office

ABOUT PARIVESH

PARIVESH is a web based, role based workflow application which has been developed for online submission and monitoring of the proposals submitted by the proponents for seeking Environment, Forest, Wildlife and CRZ Clearances from Central, State and district level authorities. It automates the entire tracking of proposals which includes online submission of a new proposal, editing/updating the details of proposals and displays status of the proposals at each stage of the workflow.

NOTICE BOARD

- ENVIRONMENT CLEARANCE
- FORESTS CLEARANCE
- WILDLIFE CLEARANCE
- NATIONAL CAMPA
- NO INCREASE IN POLLUTION LOAD

APPROVALS

 ENVIRONMENT CLEARANCE	 FOREST CLEARANCE	 WILDLIFE CLEARANCE
---------------------------	----------------------	------------------------



New User Registration

Click on “New Registration” option under the “Registration/ Login” tab.

02



PARIVESH
परिवेश
Ministry of Environment, Forest and Climate Change
Government of India

[Dashboard](#) [About MoEFCC](#) [Acts, Rules & Guidelines](#) [Notifications](#) [Agenda & MoM](#) [Track your proposal](#) [Useful Links](#) [User Manuals](#) [Contacts](#) [FAQs](#)

Availability of
Real time
information

Process
standardization

Online generation of
Meeting Agenda,
Minutes of Meeting
and Approval Letters

REGISTRATION / LOGIN

<p>Project Proponent</p> <p> New Registration</p> <p> Login</p>	<p>State Processing Authority</p> <p> State Login</p> <p> District Login</p>	<p>Central Processing Authority</p> <p> Central Authorities</p> <p> Regional Office</p>
--	---	--

ABOUT PARIVESH

PARIVESH is a web based, role based workflow application which has been developed for online submission and monitoring of the proposals submitted by the proponents for seeking Environment, Forest, Wildlife and CRZ Clearances from Central, State and district level authorities. It automates the entire tracking of proposals which includes online submission of a new proposal, editing/updating the details of proposals and displays status of the proposals at each stage of the workflow.

NOTICE BOARD

- ENVIRONMENT CLEARANCE
- FORESTS CLEARANCE
- WILDLIFE CLEARANCE
- NATIONAL CAMPA
- NO INCREASE IN POLLUTION LOAD



New User Registration

For submitting a proposal, the user agency must register online at the PARIVESH portal. After clicking on the “Register” option, the user will be directed to the page shown in the next slide. First, the system will ask the user to select ‘Register As’ from the drop-down with the below options:

- Accredited Consultant
- Project Proponent/ User Agency

03



← Back

Registration

01

Details

02

Basic Details

Register As*

Select

- Accredited Consultant
- Project Proponent

Cancel

Proceed



Consultant Registration

For registering as a consultant, select 'Accredited Consultant' from the 'Register As' drop-down list.

04



Registration

← Back

01 Details ————— 02 Basic Details

Register As*

Organization Id*

Cancel Proceed



Consultant Registration

After selecting 'Accredited Consultant' for registration, the user is required to enter the QCI Organization Id in the field:
Organization Id

05



Registration

← Back

01 Details ————— 02 Basic Details

Register As*
Accredited Consultant

Organization Id*
ORG000669

Cancel Proceed



Consultant Registration

After submitting the QCI Organization Id, a pop-up displaying 'Confirm Your Organization' will reflect on your screen. It will have the following fields:

- Organization Id
- Organization Name
- Edit Organization Id
- Confirm

06



Confirm Your Organization

Organization Id: **ORG000669**

Organization Name : Technogreen Environmental Solutions

Edit Organization Id

Confirm



Consultant Registration

After confirming your organization id, the system will ask for basic details such as:

- Accreditation No, Organization Name, Organization Head, Designation, Address, State, District, Pincode, Email Id, Landline No, Mobile No, Pan No, Category, Sectors Of Accreditation, Validity Of Accreditation, Website

07



Registration

01

Details

02

Basic Details

Accreditation No*

Organization Name*

Organization Head*

Designation*

Address*

State*

District*

Pincode*

Email Id*

Landline No

Mobile No*

Pan No*

Category*

Sectors Of Accreditation*

Validity Of Accreditation*

Website



Consultant Registration

After successful submission of registering entity's record in the PARIVESH database, the system would display a Pop-up window message that registration is successful and login credentials along with activation link are shared on the registered email id. Once the user clicks on the 'Done' button then it will redirect the user to the Home page of the PARIVESH application.

08



Registration Successful

Your details have been successfully submitted for Registration as **Accredited Consultant**.

An Email has been sent to your registered email id
with **Login credential and Activation link**.

Once activated you will log in and proceed for your Individual Consultants activation.

Done



Consultant Registration

The system sends an email to the email account with the user name, password, and activation link.

09



Registration Confirmation for PARIVESH portal as project proponent. Inbox x



monitoring-ec@nic.in via nic.in

to s [redacted]

Wed, Aug 24, 10:50 AM (6 days ago)



Please verify your account followed by one time login credentials

Congratulation ! You have been registered successfully on PARIVESH Portal as Individual Project Proponent !!

Applicant Login Credentials are:

User ID: [redacted]

Password: bqF9g7q

Please verify your account using the link below. We'll take you to the website and you'll be able to login on successful Aadhaar Authentication

<https://stgdev.parivesh.nic.in/activateEmail?token=9c845933-b9dc-43a3-bafd-36fa350c9431&email=shehjar.2000@gmail.com&username=SHEHJAR KAUL>

Best Regards,
Monitoring Cell (Environment, Forests and Wildlife Clearances)
Ministry of Environment, Forest and Climate Change
Government of India
New Delhi

← Reply

→ Forward



Consultant Registration

After clicking on the activation link, the user will be directed to a screen asking for Aadhaar authentication as shown in the next slide. The user will be required to enter their Aadhaar Number and Aadhaar OTP.

10



You are currently using C-DAC eSign Service and have been redirected from



CDAC's e-Sign Service

View Document Information

Aadhaar Number
 Virtual ID
 UID Token
[Get Virtual ID](#)

Aadhaar TOTP
 Aadhaar OTP
[How to generate TOTP?](#)

I hereby state that I have no objection in authenticating myself with Aadhaar based authentication system and consent to providing my Aadhaar number/VID/UID Token and One Time Pin (OTP)/Time-based One Time Password (TOTP) data for Aadhaar based authentication. I understand that the OTP/TOTP I provide for authentication shall be used only for authenticating my identity through the Aadhaar Authentication system and for obtaining my e-KYC through Aadhaar e-KYC service only for the purpose of esigning.



Consultant Registration

After authenticating the Aadhar number, the user will be required to generate a new password as shown in the next slide. Password must follow the following conditions:

- Minimum 8 character length
- Contains at least one Capital letter Alphabet and one Small letter Alphabet
- Contains at least one numerical value between 0-9
- Contains at least one special character as @ , # , % , * , _ , !

1 1



Change Password

Email *

Old Password *

New Password *

Confirm Password *





Login



To get login into the PARIVESH portal
Click on the 'Login' option under the
"Registration/Login" tab. A page will
open up asking for:

- Login id: Type the login id in the 'Login Id' text box.
- Password: Type the password in the 'Password' text box.
- Captcha
- Click on the 'Login' button.

12



Skip To Main Content

Screen Reader Access



A- A A+

English



PARIVESH

Ministry of Environment, Forest and Climate Change
Government of India

75
आज़ादी का
अमृत महोत्सव



Log In

Login Id *

Password *



[Forgot Password?](#)

g5vrok



Enter Captcha

LOGIN

PARIVESH

**Pro Active and Responsive facilitation by
Interactive and Virtuous Environmental
Single window Hub**

A single window integrated system for Environment, Forest,
Wildlife & CRZ Clearance Process



Login



Existing users can change their passwords by clicking on the “Forgot Password” option as shown in the next slide. The user will be required to enter the following:

- Login ID
- Captcha

13



PARIVESH

Ministry of Environment, Forest and Climate Change
Government of India



Forgot Password

Enter Login Id *

Please enter username

S8gJcp



Enter Captcha

Submit

[Login](#)

Password Reset link has been send on your EmailId X



Login



After entering the login id, the user will receive a password reset link.

14



PARIVESH_Forgot Password Inbox x



monitoring-ec@nic.in via nic.in
to me

4:06 PM (4 minutes ago) ☆ ↶ ⋮

पर्यावरण, वन और जलवायु परिवर्तन मंत्रालय
Ministry of Environment, Forest and Climate Change

Hello Mr/Mrs null ,

It seems like you forgot your PARIVESH login password as requested by you to reset your PARIVESH login credential. Please click the link below to reset your password now.

<https://parivesh.nic.in/parivesh-ua/#/reset-password/DsKPL7ubQxoaxmFHnka4najKlyZjVko4be1pBx9K>

If you didnt make this request, please disregard this email and **Report** to MOEFCC.

Please note that your password will not change unless you click the link above and create a new one. This link will expire in 48 hours. if your link has expired, you can always request a new one.

Best Regards,
Monitoring Cell (Environment, Forests and Wildlife Clearances)
Ministry of Environment, Forest and Climate Change
Government of India
New Delhi.



Login



After clicking on the password reset link the user will be required to create a new password as shown in the next slide.

15



Reset Password

Password Format

- Must be at least 8 characters
- Must contain both UPPERCASE & lowercase characters
- Must contain number
- Must contain special character such as !@\$%&* _

New Password *

.....



Confirm New Password *

.....

[Reset](#)[Login](#)




Login










After successful login, the Consultant's Dashboard will appear as shown in this figure.


16






Ministry of Environment,
Forest and Climate Change


-  Dashboard
-  Manage Employee
-  Approvals
-  Proposals Before 15th Aug
-  Upload Compliance
-  EC Condition Upload
-  Raise Complaint

 Ankur Chaudhary

 Logout

Welcome
Ankur Chaudhary

Seems like there are no projects added to your profile, Kindly
Add a Project to start with your Clearances





Contact



Technical Helpdesk



011-20819182/172



<https://parivesh.nic.in>



monitoring-ec@nic.in
monitoring-fc@nic.in

