



THE WEST COAST PAPER MILLS LIMITED (WCPM)

Bangur Nagar, Dandeli, Karnataka

APPLICATION FOR PRIOR ENVIRONMENTAL CLEARANCE

FORM I, PROPOSED TERMS OF REFERENCE & PRE-FEASIBILITY REPORT

For

Mill Development Plan (MDP) comprising of Augmentation of pulp mill, and existing paper machines, Installation of new Multi-layer Coated Board Machine and Installation of 35 MW steam turbine with 135 tph FBC boiler at West Coast Paper Mills Ltd, Dandeli, Karnataka



Submitted to

**MINISTRY OF ENVIRONMENT FOREST & CLIMATE CHANGE
(MoEF & CC)
NEW DELHI**

August, 2018

EIA Consultant



**Cholamandalam MS Risk Services Limited
Limited**

**QCI Accredited EIA Consulting Organization
Parry House 3rd Floor,
No:2, N.S.C Bose Road
www.cholarisk.com**

Project Consultant



SPB Projects and Consultancy

**Esvin House, Perungudi,
Chennai-600 096
mailbox@spbpc.com,**

**APPENDIX I
FORM I**

i) Basic Information

S.No.	Item	Details			
1	Name of the project/s	Mill Development Plan (MDP) comprising of augmentation of pulp mill, and existing paper machines, installation of new Multi-layer Coated Board Machine and installation of 35 MW steam turbine with 135 tph FBC boiler at West Coast Paper Mills Ltd, Dandeli, Karnataka			
2	S.No. in the schedule	5 (i) & 1 (d) as per the EIA Notification, 2006			
3	Proposed capacity/ area/ length/ tonnage to be handled/ command area/ lease area/ number of wells to be drilled.	Description	Unit	Proposed (Additional quantities)	Total After Expansion
		Paper Production	TPA	1,30,000	4,50,000
		Captive bleached wood pulp	BD TPD	119	844
		Captive Power plant	MW	35.0	109.8
		Area	Acres	12 (within the mill premises)	375.73
4	New/Expansion/Modernization	Expansion			
5	Existing Capacity/Area etc.	Description	Unit	Existing scenario	
		Paper Production	TPA	3,20,000	
		Pulp Production	BD TPD	725	
		Captive Power plant	MW	74.8	
		Area	Acres	375.73	
6	Category of Project i.e. 'A' or 'B'	'A'			
7	Does it attract the general condition? If yes, please specify.	No			
8	Does it attract the specific condition? If yes, please specify.	No			
9	Location				
	Plot/Survey/Khasra No	3-A (Dandeli), 21- Ambewadi, 22- Kerwad Village			
	Village	Dandeli			
	Tehsil / Taluk	Haliyal			
	District	Uttara Kannada			
	State	Karnataka			
10	Nearest railway station/ Nearest air port.	<ul style="list-style-type: none"> • Alnavar Junction –37 km - NE • Hubballi Airport- 78 Km • Goa International Airport –135 km W 			
11	Nearest Town, city, district Headquarters along with distance in kms.	Town: Dandeli -1.5 Km W Nearest City–Dharwad - 58 Km District Head Quarters – Karwar - 104 km			

S.No.	Item	Details
12	Village Panchayats, Zilla Parishad, Municipal Corporation, Local body (complete postal addresses with telephone nos. to be given)	CMC Address Civic center area J N Road-581325 e mail id: itstaff_ulb_dandeli@yahoo.co.in www.dandelicity.gov.in
13	Name of the applicant	West Coast Paper Mills Ltd
14	Registered Address	Post Box No. 5, Bangur Nagar, Dandeli- 581325, Karnataka
15	Address for correspondence	
	Name	Mr. Rajendra Jain
	Designation (Owner/Partner /CEO)	Executive Director
	Pin code	581325
	E-mail	rajendra.jain@westcoastpaper.com
	Telephone No.	08284 231391-98 Extn. 203
	Fax No.	08284 -231249
16	Details of Alternative Sites examined, if any. Location of these sites should be shown on a topo sheet.	Adequate vacant space is available within the existing mill area. New project facilities will be located within the existing mill. Hence, no alternative sites are considered. Due to availability of full infrastructure at the existing site, the need for development of additional utilities will be minimal.
17	Interlinked Projects	No
18	Whether separate application of interlinked project has been submitted?	Not applicable
19	If yes, date of submission	--
20	If no, reason	--
21	Whether the proposal involves approval/clearance under: if yes, details of the same and their status to be given. a) The Forest (Conservation) Act, 1980? b) The Wildlife (Protection) Act, 1972?	No Yes, Project Site is located at about 2 Km from the Eco Sensitive Zone Boundary of Dandeli-Anshi Tiger Reserve & Hornbill Conservation Reserve Boundary as per the MoEF&CC Draft Notification [Part II-Sec, 3(ii)] SO 2617 Dt 3 rd Nov 2016 on Dandeli Wild Life Sanctuary Master Plan on Eco-Sensitive Zone. Dandeli-Anshi Tiger Reserve (DATR) has been renamed as Kali Tiger Reserve (KTR) as per the Notification issued by Forest, Ecology and Environment Department of Govt. of Karnataka, vide notification no. FEE 245 FWL 2015, dated 11.12.2015.

S.No.	Item	Details
	c) The C.R.Z. Notification, 1991?	No
22.	Whether there is any Government Order/Policy relevant /relating to the site?	None
23.	Forest land involved (hectares)	Not Applicable
24.	Whether there is any litigation pending against the project and/or land in which the project is propose to be set up? a) Name of the Court b) Case No. c) Orders/directions of the Court, if any and its relevance with the proposed project.	No

ii) Activity

1. Construction, operation or decommissioning of the Project involving actions, which will cause physical changes in the locality (topography, land use, changes in water bodies, etc.)

S.No.	Information/Checklist confirmation	Yes/No	Details thereof (with approximate quantities / rates, wherever possible) with source of information data
1.1	Permanent or temporary change in land use, land cover or topography including increase in intensity of land use (with respect to local land use plan)	No	There will be no change in the land use as the project facilities will be within the existing mill premises. About 12 acres of land is required for the proposed Project.
1.2	Clearance of existing land, vegetation and buildings?	Yes	Vacant spaces available within the plant will be used for construction of Board Machine, FBC 1 will be scrapped and the new FBC boiler will be installed. No major tree felling or clearance of buildings is envisaged.
1.3	Creation of new land uses?	No	Not applicable
1.4	Pre-construction investigations e.g. bore houses, soil testing?	No	Existing plant area is used. Hence, pre-construction investigations are not required.
1.5	Construction works?	Yes	The project involves installation of one new Multi-layer Coated Board Machine, and installation of a new boiler and new turbine. The project requires around 12 acres of land for new structures within the existing facility. Project also involves augmentation of Fibre line by 119 BD TPD.
1.6	Demolition works?	Yes	FBC 1 will be scrapped and the new FBC boiler will be installed.
1.7	Temporary sites used for construction works or housing of	No	Existing facilities will be used.

S.No.	Information/Checklist confirmation	Yes/No	Details thereof (with approximate quantities / rates, wherever possible) with source of information data
	construction workers?		
1.8	Above ground buildings, structures or earthworks including linear structures, cut and fill or excavations	Yes	Buildings for Board machine, Power boiler, Turbine and Evaporator will be constructed.
1.9	Underground works including mining or tunneling?	No	Not envisaged.
1.10	Reclamation works?	No	Not envisaged.
1.11	Dredging?	No	Not applicable
1.12	Offshore structures?	No	Not applicable
1.13	Production and manufacturing processes?	Yes	The process involves production of paper using ECF based chemical hard wood pulp and paper. A steam boiler also will be installed. The general process description is given in Section 3.1 of PFR
1.14	Facilities for storage of goods or materials?	Yes	Required storage facility will be provided.
1.15	Facilities for treatment or disposal of solid waste or liquid effluents?	Yes	Existing ETP with the capacity of 85,885 m ³ /day is adequate to take care of additional loads from the new board and augmented paper/board production, pulping, chemical recovery and domestic activities. Adequate treatment facilities are available to keep the treated effluent within the stipulated norms. Over all specific waste water generation will be reduced
1.16	Facilities for long term housing of operational workers?	No	WCPM has already developed colonies near the mill which is sufficient for the housing of workers due to the proposed expansion.
1.17	New road, rail or sea traffic during construction or operation?	No	Existing facilities are adequate.
1.18	New road, rail, air waterborne or other transport infrastructure including new or altered routes and stations, ports, airports etc?	No	Existing facilities are adequate.
1.19	Closure or diversion of existing transport routes or infrastructure leading to changes in traffic movements?	No	NA
1.20	New or diverted transmission lines or pipelines?	No	Not envisaged
1.21	Impoundment, damming, culverting, realignment or other	No	Not applicable

S.No.	Information/Checklist confirmation	Yes/No	Details thereof (with approximate quantities / rates, wherever possible) with source of information data
	changes to the hydrology of watercourses or aquifers?		
1.22	Stream crossings?	No	There are no streams passing through the site.
1.23	Abstraction or transfers of water from ground or surface waters?	No	Mill has permission to draw 1,00,000 m ³ /day of water from River Kali. Hence, the required water for the project will be available from the existing source/as per sanction
1.24	Changes in water bodies or the land surface affecting drainage or run-off?	No	Not envisaged
1.25	Transport of personnel or materials for construction, operation or decommissioning?	Yes	Transportation of personnel or materials will be through existing roads only.
1.26	Long-term dismantling or decommissioning or restoration works?	No	No decommissioning or restoration works
1.27	Ongoing activity during decommissioning which could have an impact on the environment?	No	Not applicable
1.28	Influx of people to an area in either temporarily or permanently?	Yes	Temporary workers during construction will be accommodated within the existing facilities
1.29	Introduction of alien species?	No	Not Applicable
1.30	Loss of native species or genetic diversity?	No	No loss of native species
1.31	Any other actions?	No	Nil

2. Use of Natural resources for construction or operation of the Project (such as land, water, materials or energy, especially any resources which are non-renewable or in short supply):

S.No.	Information/checklist confirmation	Yes/No	Details thereof (with approximate quantities /rates, wherever possible) with source of information data
2.1	Land especially undeveloped or agricultural land (ha)	No	The proposed activities will be developed within the existing facility and hence no new or additional land will be acquired.
2.2	Water (expected source & competing users) unit: KLD	Yes	The total fresh water requirement in the existing facility is about 63,800 m ³ /day and the same will be in the order of 75,800 m ³ /day during the post project scenario as against the water drawl permission of 1,00,000 m ³ /day from River Kali. Hence the required water for the project will be available from the existing source. The

S.No.	Information/checklist confirmation	Yes/No	Details thereof (with approximate quantities /rates, wherever possible) with source of information data																																													
			existing water drawl permission letter is enclosed as Annexure 1																																													
2.3	Minerals (MT)	No	Not applicable																																													
2.4	Construction material – stone, aggregates, sand / soil (expected source – MT)	Yes	Cement, Steel, Bricks and sand. Local suppliers as per construction requirement																																													
2.5	Forests and timber (source – MT)	No	Not applicable																																													
2.6	Energy including electricity and fuels (source, competing users) Unit: fuel (MT), energy (MW)	Yes	<p>Electricity: Captive Power Generation with following turbines</p> <table border="1"> <thead> <tr> <th>Description</th> <th>Existing Capacity (MW)</th> <th>Proposed Capacity (MW)</th> </tr> </thead> <tbody> <tr> <td>Escher Wyss</td> <td>5.0 (standby)</td> <td>5.0 (standby)</td> </tr> <tr> <td>TG-1</td> <td>5.3 (standby)</td> <td>5.3 (standby)</td> </tr> <tr> <td>TG-2</td> <td>14.5</td> <td>14.5 (standby)</td> </tr> <tr> <td>TG-3</td> <td>15.5</td> <td>15.5 (part load)</td> </tr> <tr> <td>TG-4</td> <td>34.5</td> <td>34.5</td> </tr> <tr> <td>TG-5</td> <td>--</td> <td>35.0</td> </tr> <tr> <td>Total</td> <td>74.8</td> <td>109.8</td> </tr> </tbody> </table> <p>Additional power of 35 MW will be needed for the proposed project. There is one (1) DG set of capacity 4 MW in the existing facility as backup power supply and no new DG set is proposed</p> <p>Fuel: Coal as fuel for FBC Boilers</p> <table border="1"> <thead> <tr> <th>Description</th> <th>Existing Capacity</th> <th>Proposed Capacity</th> </tr> </thead> <tbody> <tr> <td>FBC-1</td> <td>60 TPH</td> <td>Will be scrapped</td> </tr> <tr> <td>FBC-2</td> <td>65 TPH</td> <td>65 TPH (standby)</td> </tr> <tr> <td>FBC-3</td> <td>80 TPH</td> <td>80 TPH</td> </tr> <tr> <td>FBC-4</td> <td>125 TPH</td> <td>125 TPH</td> </tr> <tr> <td>FBC-5</td> <td>--</td> <td>135 TPH</td> </tr> <tr> <td>Total</td> <td>330 TPH</td> <td>405 TPH</td> </tr> </tbody> </table> <p>Hence the Additional Coal requirement will be 1,27,000 TPA and the total coal required after MDP will be 4,45,000 TPA</p>	Description	Existing Capacity (MW)	Proposed Capacity (MW)	Escher Wyss	5.0 (standby)	5.0 (standby)	TG-1	5.3 (standby)	5.3 (standby)	TG-2	14.5	14.5 (standby)	TG-3	15.5	15.5 (part load)	TG-4	34.5	34.5	TG-5	--	35.0	Total	74.8	109.8	Description	Existing Capacity	Proposed Capacity	FBC-1	60 TPH	Will be scrapped	FBC-2	65 TPH	65 TPH (standby)	FBC-3	80 TPH	80 TPH	FBC-4	125 TPH	125 TPH	FBC-5	--	135 TPH	Total	330 TPH	405 TPH
Description	Existing Capacity (MW)	Proposed Capacity (MW)																																														
Escher Wyss	5.0 (standby)	5.0 (standby)																																														
TG-1	5.3 (standby)	5.3 (standby)																																														
TG-2	14.5	14.5 (standby)																																														
TG-3	15.5	15.5 (part load)																																														
TG-4	34.5	34.5																																														
TG-5	--	35.0																																														
Total	74.8	109.8																																														
Description	Existing Capacity	Proposed Capacity																																														
FBC-1	60 TPH	Will be scrapped																																														
FBC-2	65 TPH	65 TPH (standby)																																														
FBC-3	80 TPH	80 TPH																																														
FBC-4	125 TPH	125 TPH																																														
FBC-5	--	135 TPH																																														
Total	330 TPH	405 TPH																																														

S.No.	Information/checklist confirmation	Yes/ No	Details thereof (with approximate quantities /rates, wherever possible) with source of information data
			About 15,300 KL/Annum of furnace oil is being used in lime Kiln, DG set, & Chemical recovery boiler in the existing plant and the additional furnace oil to the tune of 2400 KL/Annum will be required in lime kiln during the post project scenario.
2.7	Any other natural resources (use appropriate standard units)	Yes	Wood is used for producing chemical wood pulp. The additional wood requirement for the MDP will be 1,81,000 TPA. Hence the total Wood requirement in the plant during the post project scenario will be in the order of 11,39,000 TPA.

3. Use, storage, transport, handling or production of substances or materials, which could be harmful to human health or the environment or raise concerns about actual or perceived risks to human health.

S.No.	Information/Checklist confirmation	Yes/ No	Details thereof (with approximate quantities/rates, wherever possible) with source of information data
3.1	Use of substances or materials, which are hazardous (as per MSIHC rules) to human health or the environment (flora, fauna, and water supplies)	Yes	The project will require marginal additional quantity of chemicals, fuels and they will be stored and handled as done at present. The mill has been adopting good engineering and management practices as per the factories Acts and Fire department regulations for the storage and handling of hazardous materials.
3.2	Changes in occurrence of disease or affect disease vectors (e.g. insect or water borne diseases)	No	The existing plant is not involved in handling of any bio-materials or that can lead to proliferation of pathogens. Project activities will not likely cause change in occurrence of diseases or affect disease vectors There will not be any adverse impact.
3.3	Affect the welfare of people e.g. by changing living conditions?	Yes	New job opportunities will be created by direct or indirect employment. As such better life style and socio-economic development will improve.
3.4	Vulnerable groups of people who could be affected by the project e.g. hospital patients, children, the elderly etc.,	No	The project shall not have any adverse impact
3.5	Any other causes	No	Medical check up is being done regularly

4. Production of solid wastes during construction or operation decommissioning (MT/month)

S.No.	Information/Checklist confirmation	Yes/ No	Details thereof (with approximate quantities/rates, wherever possible) with source of information data																
4.1	Spoil, overburden or mine wastes	No	Not applicable																
4.2	Municipal waste (domestic and or commercial wastes)	Yes	Domestic waste generated from the expansion project activities will be disposed as per the current practice.																
4.3	Hazardous wastes (as per Hazardous Waste Management Rules)	Yes	<p>Pulping process chemicals will be recovered in a dedicated chemical recovery plant and will be reused for the same process application.</p> <p>There is marginal increase in the generation quantity of used oil.</p> <table border="1"> <thead> <tr> <th>Existing (KLD)</th> <th>Additional Quantity (KLD)</th> <th>Post Project (KLD)</th> </tr> </thead> <tbody> <tr> <td>0.05</td> <td>0.01</td> <td>0.06</td> </tr> </tbody> </table> <p>It shall be collected in Leak proof containers and disposed to CPCB authorized re-processors.</p> <p>The renewal of authorization letter by SPCB is provided in Annexure 2.</p>	Existing (KLD)	Additional Quantity (KLD)	Post Project (KLD)	0.05	0.01	0.06										
Existing (KLD)	Additional Quantity (KLD)	Post Project (KLD)																	
0.05	0.01	0.06																	
4.4	Other industrial process wastes	Yes	<p>There is slight increase in saw dust and fly ash quantity generation due to the proposed expansion of the project.</p> <table border="1"> <thead> <tr> <th>Waste</th> <th>Existing (TPD)</th> <th>Additional Quantity (TPD)</th> <th>Post Project (TPD)</th> </tr> </thead> <tbody> <tr> <td>Wood Dust (BD)</td> <td>60</td> <td>20</td> <td>80</td> </tr> <tr> <td>Fly Ash</td> <td>370</td> <td>220</td> <td>590</td> </tr> <tr> <td>Lime Mud</td> <td>375</td> <td>65</td> <td>440</td> </tr> </tbody> </table> <p>The additional fly ash generated due to the new boiler will be supplied to the brick and cement manufacturers as per the current practices and lime mud will be recycled using lime kiln with makeup lime stone.</p> <p>The details of the contracts are provided in the Annexure 3.</p>	Waste	Existing (TPD)	Additional Quantity (TPD)	Post Project (TPD)	Wood Dust (BD)	60	20	80	Fly Ash	370	220	590	Lime Mud	375	65	440
Waste	Existing (TPD)	Additional Quantity (TPD)	Post Project (TPD)																
Wood Dust (BD)	60	20	80																
Fly Ash	370	220	590																
Lime Mud	375	65	440																
4.5	Surplus product	No	There will be no surplus solid wastes																
4.6	Sewage sludge or other sludge from effluent treatment	Yes	<p>There will be a slight increase in the generation of ETP sludge</p> <table border="1"> <thead> <tr> <th>Waste</th> <th>Existing (TPD)</th> <th>Additional Quantity (TPD)</th> <th>Post Project (TPD)</th> </tr> </thead> <tbody> <tr> <td>ETP sludge (Primary Clarifier)</td> <td>50</td> <td>26</td> <td>76</td> </tr> <tr> <td>ETP sludge secondary</td> <td>0.2</td> <td>0.1</td> <td>0.3</td> </tr> </tbody> </table>	Waste	Existing (TPD)	Additional Quantity (TPD)	Post Project (TPD)	ETP sludge (Primary Clarifier)	50	26	76	ETP sludge secondary	0.2	0.1	0.3				
Waste	Existing (TPD)	Additional Quantity (TPD)	Post Project (TPD)																
ETP sludge (Primary Clarifier)	50	26	76																
ETP sludge secondary	0.2	0.1	0.3																

			clarifier			
			<p>The additional ETP sludge from the primary clarifier will be collected and disposed by authorized contractors or sold to Board/egg tray manufacturer as per the current practice.</p> <p>Secondary clarifier sludge on dry basis will be used as manure in the plantation area.</p>			
4.7	Construction or demolition wastes	Yes	The wastages such as cement bags, timber wastes, brick bags, cut pieces of steel rods, aluminium members, steel etc., will be removed completely away from the site by the concerned construction agencies			
4.8	Redundant machinery or equipment	No	Not applicable			
4.9	Contaminated soils or other materials	No	Not applicable			
4.10	Agricultural wastes	No	Not applicable			
4.11	Other solid wastes	No	Not applicable			

5. Release of pollutants or any hazardous, toxic or noxious substances to air (kg/hr)

S.No.	Information/Checklist confirmation	Yes/No	Details thereof (with approximate quantities/rates, wherever possible) with source of information data
5.1	Emissions from combustion of fossil fuels from stationary or mobile sources	Yes	There is a slight increase in the emission from combustion of fossil fuels due to installation and operation of new coal fired boiler. Emissions such as Particulate Matter, Sulphur dioxide and Oxides of Nitrogen are envisaged. Suitably designed stack height and ESP will be installed as per applicable regulations and guidelines.
5.2	Emissions from production processes	No	The non-condensable gases from the pulp making unit are being burnt in the lime kiln.
5.3	Emissions from materials handling including storage or transport	No	Coal dust and wood dust is controlled by dust suppression system which will be continued during the post project scenario.
5.4	Emissions from construction activities including plant and equipment	Yes	Dust generated from construction shall be minimized by water sprinkling.
5.5	Dust or odours from handling of materials including construction materials, sewage and waste	Yes	During construction activities, dust emission will be arrested by water spraying.
5.6	Emissions from incineration of waste	No	Not applicable
5.7	Emissions from burning of waste in open air (e.g. slash	No	No open air burning is envisaged

	materials, construction debris)		
5.8	Emissions from any other sources	No	Nil

6. Generation of Noise and Vibration, and Emissions of Light and Heat:

S.No.	Information/Checklist confirmation	Yes/No	Details thereof (with approximate quantities/rates, wherever possible) with source of information data with source of information data
6.1	From operation of equipment e.g. engines, ventilation plant, crushers	Yes	Noise emissions will be envisaged from new board machine, shipper house, Turbo Generator and cooling tower. Ambient noise levels will be maintained below 75 dBA by providing necessary noise attenuation systems.
6.2	From industrial or similar processes	No	Noise will be generated by operation of the plant. In the most cases noise level will be within the permissible limits.
6.3	From construction or demolition	Yes	The combined noise levels due to the construction activity shall be in the range of 80 to 85 dBA and Earth moving equipment shall be 80 to 100 dBA.
6.4	From blasting or piling	No	There will be no process of blasting or piling because there are no rocky outcrops in the allotted site.
6.5	From construction or operational traffic	Yes	Raw materials and products will be transported by road, though well maintained vehicles.
6.6	From lighting or cooling systems	No	No noise generating or cooling system envisaged.
6.7	From any other sources	No	No other source envisaged.

7. Risks of contamination of land or water from releases of pollutants into the ground or into sewers, surface waters, groundwater, coastal waters or the sea:

S.No.	Information/Checklist confirmation	Yes/No	Details thereof (with approximate quantities/rates, wherever possible) with source of information data
7.1	From handling, storage, use or spillage of hazardous materials	Yes	All possible efforts will be made to avoid the risk of contamination of the environment. Hazardous material generated from the proposed project shall be disposed as per prevailing Hazardous and Other waste (Management, Handling and Transboundary Movement) Rules, 2016
7.2	From discharge of sewage or other effluents to water or the land (expected	Yes	The treated effluent after MDP will be discharged to Halmaddi Nallah as per the discharge standards prescribed by

S.No.	Information/Checklist confirmation	Yes/No	Details thereof (with approximate quantities/rates, wherever possible) with source of information data
	mode and place of discharge)		CPCB/KSPCB. About 63,000 m ³ /day of treated wastewater will be discharged during the post project scenario as against the permitted quantity of 85,885 m ³ /day.
7.3	By deposition of pollutants emitted to air into the land or into water	No	Emissions from the new Power boiler will be controlled by ESP. Adequate stack height will be provided for wider dispersion. The ambient air quality will be maintained as per National Ambient Air Quality Standards.
7.4	From any other sources	No	No other sources
7.5	Is there a risk of long term build up of pollutants in the environment from these sources?	No	As proper mitigation measures of dust control will be incorporated, there will not be any long term build up of pollutants in the environment from these sources

8. Risk of accidents during construction or operation of the Project, which could affect human health or the environment.

S.No.	Information/Checklist confirmation	Yes/No	Details thereof (with approximate quantities/rates, wherever possible) with source of information data
8.1	From explosions, spillages, fires etc from storage, handling, use or production of hazardous substances	No	The mill has a safety system which is already in place and no risk is envisaged
8.2	From any other causes	No	No risks from other sources.
8.3	Could the project be affected by natural disasters causing environmental damage (e.g. Floods, earthquakes, landslides, cloudburst etc)?	No	There are no past records of earthquake/landslides/cloud burst etc.

9. Factors which should be considered (such as consequential development) which could lead to environmental effects or the potential for cumulative impacts with other existing or planned activities in the locality.

S.No.	Information/Checklist confirmation	Yes/No	Details thereof (with approximate quantities/rates, wherever possible) with source of information data
9.1	Lead to development of supporting facilities, ancillary development or development stimulated by the project which could have impact on the environment e.g.:	No	As the project is only expansion within the mill premises, no considerable additional impact on the environment is envisaged.

S.No.	Information/Checklist confirmation	Yes/ No	Details thereof (with approximate quantities/rates, wherever possible) with source of information data
	<ul style="list-style-type: none"> • Supporting infrastructure (roads, power supply, waste or wastewater treatment, etc.) • Housing development • Extractive industries • Supply industries • Other 		
9.2	Lead to after-use of the site, which could have an impact on the environment	No	No major impacts are envisaged
9.3	Set a precedent for later developments	No	Not applicable
9.4	Have cumulative effects due to proximity to other existing or planned projects with similar effects	No	Not envisaged

a. Environmental Sensitivity

S.No.	Areas	Name/ Identity	Aerial distance (within 15 km) Proposed project location boundary
1	Areas protected under international conventions, national or local legislation for their ecological, landscape, cultural or other related value	Eco sensitive zone boundary of Dandeli-Anshi Tiger Reserve & Hornbill Conservation Reserve boundary.	2 Km, S
2	Areas which are important or sensitive for ecological reasons - Wetlands, watercourses or other water bodies, coastal zone, biospheres, mountains, forests	Kali River	0.5 km S
		Supa Dam	22 km NW
		Eco sensitive zone boundary of Dandeli-Anshi Tiger Reserve (Kali Tiger Reserve) boundary as per MoEF &CC Draft notification.	2 Km, S
3	Areas used by protected, important or sensitive species of flora or fauna for breeding, nesting, foraging, resting, over wintering, migration	Eco sensitive zone boundary of Dandeli-Anshi Tiger Reserve (Kali Tiger Reserve) boundary as per MoEF &CC Draft notification.	2 Km, S
4	Inland, coastal, marine or underground waters	Kali River	0.5 km S
		Supa Dam	22 km NW
5	State, National boundaries	Nil within 15 Km radius	--
6	Routes or facilities used by the public for access to recreation or	Haliyal Dandeli Road	0.2 km S
		Alnavar Junction	37 km NE

S.No.	Areas	Name/ Identity	Aerial distance (within 15 km) Proposed project location boundary
	other tourist, pilgrim areas	Goa International Airport	135 km W
7	Defence installations	No	Not applicable
8	Densely populated or built-up area	Dandeli Town	1.5 km SW
9	Areas occupied by sensitive man-made land uses (<i>hospitals, schools, places of worship, community facilities</i>)	There are many schools, hospitals, places of worship in Dandeli Town.	
		Bangur Nagar Pre University College	0.5 km NW
		Bangur Nagar Degree College	0.9 km NW
		Shiva Temple	0.8 km S
		Mahbub-e-Subhani Masjid	0.7 km NW
		Sunni Madni Jamiya Masjid	1.3 km SW
		Hazarath Khwaja Bandanawaz Masjid	1.75 km SW
		St. Joseph's Church	0.6 km NW
		Government Timber Depot	0.2 km N
10	Areas containing important, high quality or scarce resources (<i>ground water resources, surface resources, forestry, agriculture, fisheries, tourism, minerals</i>)	Kali River	0.5 km S
		Eco sensitive zone boundary of Dandeli-Anshi Tiger Reserve & Hornbill Conservation Reserve boundary as per Draft MoEF &CC Notification	2 Km, S
		Ganeshgudi	10.42 Km, NW
11	Areas already subjected to pollution or environmental damage.(<i>those where existing legal environmental standards are exceeded</i>)	No	Not applicable
12	Areas susceptible to natural hazard which could cause the project to present environmental problems (<i>earthquakes, subsidence, landslides, erosion, flooding or extreme or adverse climatic conditions</i>)	Earthquake, Land slide, Erosion, Flooding, Extreme climate, Tropical climate	No history No history No history No history No history No history

Proposed Terms of Reference for EIA studies – Annexure 4


iii) Declaration

I hereby given undertaking that the data and information given in the application and enclosures are true to the best of my knowledge and belief and I am aware that if any part of the data and information submitted is found to be false or misleading at any stage, the project will be rejected and clearance give, if any to be project will be revoked at our risk and cost.

Date:

Place:

**Signature of the applicant
For West Coast Paper Mills Ltd.,**



(Project Proponent/Authorized Signatory)
**RAJENDRA JAIN
EXECUTIVE DIRECTOR**

Pre-Feasibility Report

for

Mill Development Plan (MDP)



30 July 2018



Submitted to
**WEST COAST PAPER MILLS LIMITED,
DANDELI**



SPB PROJECTS AND CONSULTANCY LIMITED
Chennai



TABLE OF CONTENTS

CHAPTER #	TITLE	PAGE #
1	<i>EXECUTIVE SUMMARY</i>	3
	1.1 Introduction	3
	1.2 Project Cost.....	3
	1.3 Environmental Management	4
2	<i>INTRODUCTION</i>	5
	2.1 Background	5
	2.2 Project Promoters	7
	2.3 Need for the project and its importance to the country and or Region	8
	2.4 Employment generation	9
3	<i>PROJECT DESCRIPTION</i>	10
	3.1 Project Location	10
	3.2 Environmental Setting of the Site.....	11
	3.3 Alternative Sites Considered.....	12
	3.4 Overview of the Existing Mill	12
	3.5 Proposed Mill Development Plan	19
	3.6 Salient Features of the Project.....	19
	3.7 Plant capacities	21
	3.8 Proposed Board Machine	21
	3.9 Input Requirements and Sources	25
	3.10 Wastewater Generation	29
	3.11 Resource Optimisation.....	29
	3.12 Environmental Impact Assessment and Management Plan	31
	3.13 Environmental Management plan	32
4	<i>SITE ANALYSIS</i>	34
5	<i>PLANNING BRIEF</i>	35
	5.1 <i>Planning Concept</i>	35
	5.2 <i>Population Projection</i>	35
	5.3 <i>Land Use Planning</i>	35
	5.4 <i>Assessment of Infrastructure Demand (Physical, Social)</i>	35
6	<i>PROPOSED INFRASTRUCTURE</i>	36
	6.1 <i>Industrial Area (Processing Area)</i>	36
	6.2 <i>Residential Area (Non Processing Area)</i>	36
	6.3 <i>Drinking Water Management</i>	36
	6.4 <i>Drains and Sewerage System</i>	36
7	<i>REHABILITATION AND RESETTLEMENT (R & R) PLAN</i>	37
8	<i>Project Schedule And Cost Estimates</i>	38
	8.1 <i>Implementation Schedule</i>	38
	8.2 <i>Project Cost</i>	38
	8.3 <i>Environmental Protection</i>	38
	8.4 <i>Economic Viability</i>	39
9	<i>ANALYSIS OF PROPOSALS (FINAL RECOMMENDATIONS)</i>	40
	9.1 <i>Improvement in the Infrastructure</i>	40
	9.2 <i>Improvement in the social infrastructure</i>	40

Annexure

1	Water Drawal Permission Letter
2	Copy of Hazardous Waste Authorization
3	Waste Disposal Contracts
4	Proposed Terms of Reference (ToR)
5	Water Balance - Existing and Post-MDP
6	Master Plan Layout Showing the Existing and MDP Facilities



1 EXECUTIVE SUMMARY

1.1 Introduction

West Coast Paper Mills Limited (WCPM), Dandeli established in the year 1955 is one of the oldest and largest producers of printing, writing papers and packaging boards.

The mill spread in a area of 375.73 acres on the banks of River Kali, has production capacity of 3,20,000 TPA.

WCPM submitted Form 1 and Pre-Feasibility Report (PFR) and connected documents for obtaining ToR for the Mill Development Plan (MDP) in Feb 2017. MoEF&CC accorded Terms of Reference (ToR) Vide File no. J-11011/408/2016-IA-II (I), dated, 30th March 2017. MDP was planned with installation of new two (2) Tissue Machines. However, with sudden surge in the imported pulp prices during the last one year, Tissue manufacture is not economically viable. Hence WCPM is planning to revise the scope of MDP with installation of one (1) with Multi-layer Coated Board Machine in place of two (2) Tissue Machines.

In the revised concept of Mill Development Plan (MDP), the following proposals are considered.

WCPM is contemplating Mill Development Plan (MDP) consisting of the following;

- Installation of new Multi-layer Coated/Uncoated Boards Machine
- Modernisation/ Augmentation of existing paper machines
- Augmentation of Pulp Mill
- Augmentation of Chemical Recovery Island
- Augmentation of Captive Power Plant
- Augmentation of utilities as per requirement to meet post MDP operations

1.2 Project Cost

The estimated project cost for the MDP is **Rs. 750 Crores**. Of this budget, about **Rs. 20 Crores** is allocated towards Environmental Control, Protection and Monitoring.



1.3 Environmental Management

1.3.1 Land Environment

Area required for the MDP facilities is available as vacant land within the mill premises and no impact is envisaged on the topography during construction as well as operation phase.

1.3.2 Air Environment

There will be an increase in the coal consumption due to the proposed project. The stack attached to the new proposed FBC boiler will be designed to meet the emissions concentration of the particulate matter less than 30 mg/ Nm³ as per stipulated norms

1.3.3 Water and Wastewater Environment

There will be reduction in specific water consumption by adopting various conservation measures and recycling within the process. The treated waste water discharged into the Halmaddi Nallah leading to River Kali will meet treated waste water characteristics as per CPCB and KSPCB.

1.3.4 Solid Waste Generation and Disposal

The additional fly ash generated from the boiler ash will be sold to brick and cement manufacturing industries. The remaining solid waste generated from the proposed MDP will be treated/ disposed as per the existing practices.



2 INTRODUCTION

2.1 Background

2.1.1 WCPM (Project Proponent)

Initially, the plant was designed to manufacture 18,000 TPA of writing, printing and packaging paper, the commercial production of which commenced in May 1959. The Company obtained licence from the Government of India in December 1964 for enhancing the production capacity to 45,000 TPA by installing balancing equipments, which was completed in 1972. Subsequently, the company had implemented Crash programme in 1974 to further increase the production capacity to 60,000 TPA against the licence issued in July 1972. The licenced capacity was re-endorsed for 69,000 TPA in November 1991 on the basis of actual production. The Paper Industry has been de-licenced from July 1997 onwards.

The production capacity has been increased to 1,19,750 TPA after successful implementation of modernization/expansion programme in 1996-97 – diversifying into new product – duplex board – apart from the existing varieties of paper and paperboard. This also included rebuilding of Paper Machine No.III [by adding Trinip Press, Dryers and Calendar Stack, Size Press, Colour Kitchen and Process Automation], balancing of Pulp Mill, Power House and other sections of the Mills, besides setting up of 75 TPD Duplex Board M/c. (Paper M/c No.V). After commissioning of 100 TPD duplex board machine (PM IV), coupled with rebuilding of Paper M/c. No.II, the total production capacity has further increased to 1,57,750 TPA in 2001-02 and to 1,63,750 TPA in 2003-04 on rebuilding of PM I and achieving higher production of duplex board on Paper M/c No.IV. The Company has taken up in 2007 further expansion programme to increase production capacity from 1,80,000 TPA to 3,20,000 TPA which was completed in May 2010 at a cost of Rs.1450 Cr.

To improve the operational and financial performance of the mill, to meet the emerging trends in the market, and further to make the mill more environment-friendly, WCPM plans to implement Mill Development Plan (MDP) to increase the capacity of its integrated pulp and paper mill.

2.1.2 Mill Development Plan

The mill currently has facilities to produce printing and writing papers and packaging boards with licensed capacity of 320,000 tpa.

WCPM submitted Form 1 and Pre-Feasibility Report (PFR) and connected documents for obtaining ToR for the Mill Development Plan (MDP) in Feb 2017. MoEF&CC accorded Terms of Reference (ToR) Vide File no. J-11011/408/2016-IA-II (I), dated 30th March 2017. MDP was planned with installation of new two (2) Tissue Machines.



S.No	Event	Details
1	Submission of Form 1 and PFR	13 th February 2017
2	Consideration of proposal by EAC, MoEF&CC	16 th EAC meeting held on 6 th to 7 th March 2017
3	ToR granted by MoEF&CC	Vide File no. J-11011/408/2016-IA-II (I), dated, 30 th March 2017.
4	Baseline environmental studies and other studies as per the TOR issued for the project were undertaken for the EIA studies	From 5 th April 2017 and 5 th July 2017

However, with sudden surge in the imported pulp prices during the last one year, Tissue manufacture is not economically viable. Due to change in market scenario and economic and environment advantages, revised project configuration has been considered. Hence WCPM is planning to revise the scope of MDP with installation of one (1) with Multi-layer Coated Board Machine in place of two (2) Tissue Machines.

In brief the revisions in the project vis-à-vis original one.

SI.No	Description	Unit	Post Project	
			Original Proposal	Revised Proposal
1	Upgradation of existing paper/board machines	tpa	378,000	345,000
2	New paper/board machine		Two (2) Tissue Machines of capacity 72,000 tpa	One (1) Board Machine of capacity 1,05,000 tpa
	Total	tpa	450,000	450,000
3	Chemical Pulp Mill and recovery	BD tpd	785	844
4	De-Inking Plant (DIP)	Bd tpd	-	200

Note:

- 1.Total paper production capacity will not change; however, product mix will be changed by installing one board machine instead of two tissue machines
2. Increase in pulp production capacity to reduce the usage of costly imported purchased pulp

The proposed Mill Development Plan (MDP) would increase the mill's installed capacity to 450,000 tpa (increase by 130,000 tpa) comprising of printing and writing papers and packaging boards.

The proposed MDP includes the following:

- Addition of one (1) 105,000 tpa Multi-layer Coated/Uncoated Board Machine
- Upgradation of existing Paper/Board Machines by adding de-bottlenecking equipment to increase production capacity from 320,000 tpa to 345,000 tpa (increase by 25,000 tpa)



- To meet the pulp demand after MDP, the existing pulp mill along with chemical recovery will be retrofitted/augmented to enhance the pulp production from 725 BD tpd to 844 BD tpd.
- Increasing the captive power generation capacity from 74.8 MW to 109.8 MW to meet 100% power requirement of post MDP, by installing a new 35 MW TG and 135 TPH capacity FBC coal fired boiler
- Upgradation / augmentation of the existing utilities and services to support the post MDP operations
- Adopting efficient water management and waste water management programme to reduce specific water consumption significantly

This Mill Development Plan has been drawn up in a comprehensive manner to meet the requirement of the Ministry of Environment and Forests climate change (MoEF&CC). MoEF&CC has released the Charter on Corporate Responsibility for Environmental Protection (CREP) as applicable to pulp and paper industries. The CREP enlists time-bound action plans in respect of highly polluting industries, including pulp and paper, for progressive upgradation of technologies and in plant practices for reduction of pollutants as well as improvement in waste management systems. Already mill has complied with CREP guidelines.

The capacity build up shall also help to consolidate and further improve on the operational and financial performance, meet the emerging demands of paper and paperboards, and develop into a more environmentally friendly technology to meet the guidelines and to achieve economy of scale of operation. Through the proposed MDP, adopting Best Available Technologies (BAT), the mill will enhance its reputation as a reliable, high quality, environmentally conscious supplier of printing and writing grades and coated paperboards and also enter in to market in specialty tissue paper.

As per the guideline requirement of the MoEF&CC, the unit desired to go in for Environment Impact Assessment (EIA) for the proposed project.

SPB Projects and Consultancy Limited (SPB-PC), Chennai together with Cholamandalam MS Risk services Chennai, has undertaken a study of the Environmental Impact Assessment and to prepare an Environmental Management Plan (EMP) for various components, which may be affected due to the impacts arising out of the proposed project.

2.2 Project Promoters

WCPM has its manufacturing facilities at Dandeli in Uttar Kannada Dist of Karnataka state.

WCPM through the proposed project, intends to continue the vision of a valued player in the global paperboards industry by

- Adopting of more environmentally friendly processes as far as



practicable

- Maintaining leadership in quality – products, paper and coated board processes, service and people Upholding societal values and expectations.
- WCPM also aims to achieve the mission of a customer driven company with a strong focus on:
 - Customer's needs and total satisfaction
 - Continuous product innovation to develop new environment friendly paper /paper board packaging solution
 - To create and sustain a work culture in the organisation, which unleashes the creative talent and brings about excellence in the performance of its people and gives an equal opportunity to all employees to learn, perform and grow
 - To manage the business of the Company in tune with national priorities adopting high standards of Corporate Governance and Business Practices.

2.3 Need for the project and its importance to the country and or Region

The paper/board industry is highly cyclical in nature. The performance of the industry is closely intertwined with global and domestic economic factors, as well as global and domestic demand-supply situation.

It has been the endeavor of WCPM to be in the lead in technology acquisition, technology absorption and adaptation, up-gradation and innovation in technology, nurturing a well-established infrastructure, even while maintaining its focus on being environmentally friendly. Environment management is the “top-of-the-agenda” priority issue, and this focus has been maintained throughout the MDP. The challenge is to achieve more growth with optimum use of raw materials, water, chemicals and energy while delivering better quality of finished products. Environmental concerns have, therefore, been mainstreamed in the choice of the process/equipment.

In order to cope with the ever-changing industrial scenario, WCPM desires to seize and utilise the available windows of opportunity in the market and remain as one of the leading players in the paper sector, with a sense of purpose and vision for the future.

The significant infusion of state-of-the-art technology that will be brought into operation based on the MDP, besides improving performance and efficiency, will enable WCPM to be more environmental-friendly, while offering the market a range of superior products. There will be reduction in cost of production, as well as benefits from economies of scale.

The MDP is a “brown-field” project for enhancing the environmental



friendliness and the operational efficiency, with improved economies of scale. The MDP presents an analytical and practical framework for using resources, whether internal or external, quite effectively, by making a judicious selection of various process options. The major advantages of implementation of the MDP will be improved environmental-friendliness, reduced emission and discharge, reduction in specific consumption of fresh water, higher generation of steam from biomass (black liquor), overall reduction in energy consumption, improved efficiency of the production operations, and increased production, resulting in more efficient and profitable operations.

2.4 Employment generation

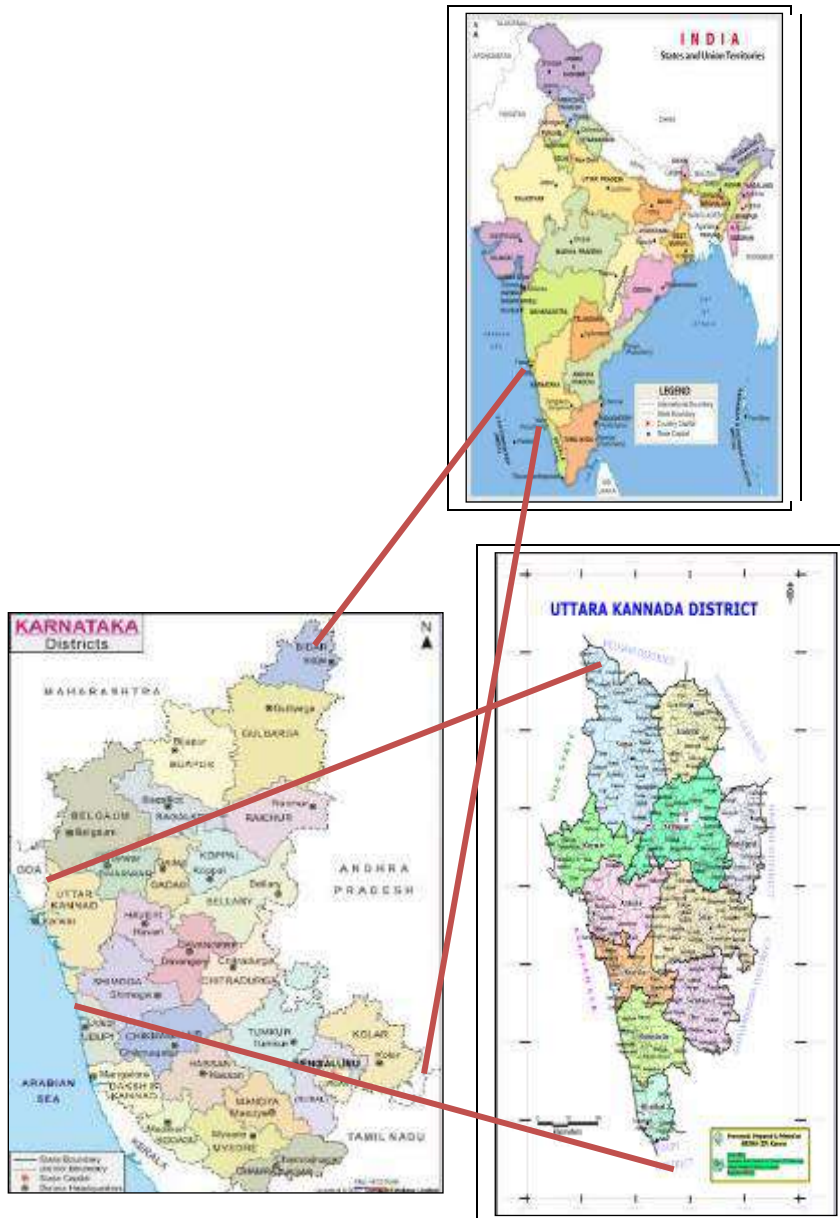
The project will provide scope for indirect employment of about 500 people during construction stage and about 175 people during operation in the areas of production and maintenance and indirect employment of about 400 people in material handling, transport and auxiliary units.



3 PROJECT DESCRIPTION

3.1 Project Location

The proposed Mill Development Plan (MDP) will be located in the existing mill at Dandeli Village, Haliyal Taluk, Uttara Kannada District, Karnataka. The site is located at the intersection of latitude 15°15'11.21"N and longitude 74°37'38.30"E.





Google Map Showing the Mill Site

3.2 Environmental Setting of the Site

The details of environmental setting around the proposed expansion site are given in the following table.

Table-1 Environmental Setting of the Site

S.No.	Particulars	Details
1	Location	
	Town/Village	Dandeli
	Taluk	Haliyal
	District	Uttara Kannada
	State	Karnataka
2	Latitude	15°15'11.21"N
3	Longitude	74°37'38.30"E
4	Climatic conditions as per IMD Belgaum	Predominant annual wind direction: W and WSW Annual mean max temp: 38.4°C Annual mean min temp: 10.9°C Total annual rainfall: 1507.1 mm
5	Present land use at the proposed site	Industrial land use
6	Nearest highway/road	SH-46 (Haliyal-Dandeli Road), and SH-93, 12.8-km in W direction)
7	Defence installations	Nil within 7-km radius
8	Nearest railway station	Alnavar Junction –22 km , NE
9	Nearest airport/air strip	Goa (85-km, W)
10	Nearest village	Subash Nagar (0.25-km, N)
11	Nearest town	Dandeli (1.5-km, W)



S.No.	Particulars	Details
12	Nearest river	Kali River (0.5-km, S)
13	Hills/valleys	Undulating terrain consisting of residual hills and valleys formed over Dharwad Super Group Rocks
14	Archaeologically important places	Nil within 7-km radius
15	Ecologically sensitive areas (National Parks/ Wildlife sanctuaries/bio-sphere reserves)	Project Site is located at about 2 Km from the Eco Sensitive Zone Boundary of Dandeli-Anshi Tiger Reserve & Hornbill Conservation Reserve Boundary as per the MoEF&CC draft Notification [Part II-Sec, 3(ii)] SO 2617 Dt 3 rd Nov 2016 on Dandeli Wild Life Sanctuary Master Plan on Eco-Sensitive Zone.
16	Reserved/Protected forests within 10 km radius	Dandeli-Anshi Tiger Reserve & Hornbill Conservation Reserve boundary is located
17	List of industries	Parrys Sugar Industries Limited, 15.5 Km, NE
18	Topography of the plant site	Plain
19	Nature of soil	Clay and Silty clay type

3.3 Alternative Sites Considered

The mill site has adequate space for project facilities and has well developed infrastructure like water intake, approach roads, internal roads, offices etc. Hence, no alternate site is considered.

3.4 Overview of the Existing Mill

The mill is also equipped with coal-fired boilers for generating the steam required for process, as well as for power generation, as well as turbo alternators for production of power from the steam generated in both the recovery and coal-fired boilers.

The mill is also equipped with a dedicated water intake and treatment system, as well as a dedicated wastewater collection and treatment system.

The mill has following production facilities with their production capacities as below;

Table-2 Existing Plant and Capacities

Description	Units	Existing
Paper Machines		
Paper production (1-6)	tpa	320,000
-PM #1	tpd	100
-PM # 2	tpd	95
-PM # 3	tpd	130
-PM # 4	tpd	110
-PM # 5	tpd	55
-PM # 6	tpd	440



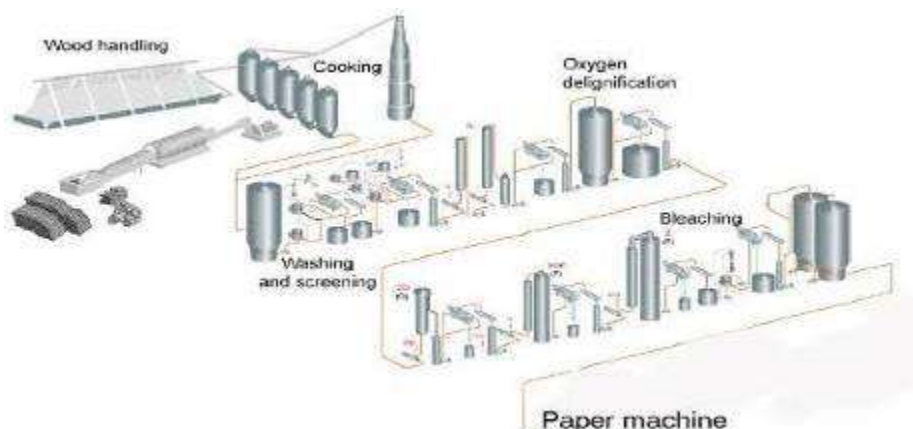
Description	Units	Existing
Pulp Production	tpa	250,000
Pulp Plant	BD tpd	725
Chemical Recovery Plant		
-Evaporator plant	tph of water evaporation	330
- Recovery Boiler	tpd of black liquor solids	1600
-Recaustising plant	tpd of AA	350
- Lime kiln	tpd of lime	365
Power boilers		
FBC# 1	tph of steam	60
FBC# 2	tph of steam	65
FBC# 3	tph of steam	80
FBC# 4	tph of steam	125
Total	tph of steam	330
Turbo Generators		
Escher Wyss	MW of power	5.0
TG# 1	MW of power	5.3
TG# 2	MW of power	14.5
TG# 3	MW of power	15.5
TG# 4	MW of power	34.5
Total	MW of power	74.8
Water Treatment Plant	m³/day	1,00,000
Waste Water Treatment Plant	m³/day	85,885

3.4.1 Pulp Plant

The pulp mill is based on the kraft process, using wood as the main raw material.

The flow diagram of the pulp mill is given below.

Wood is chipped in chippers and fed to the state of the art super batch digesters. Cooking chemicals, consisting of chemicals recovered in the chemical recovery section along with some amount of make-up chemicals are added to the chips in the digesters. After cooking, the pulp is first screened and washed in a counter-current fashion, using hot process water, followed



by oxygen delignification process. The pulp is then bleached using Chlorine dioxide based ECF (DHT-EOP-DnD) bleaching sequence, and stored.



Pulp Mill- Press



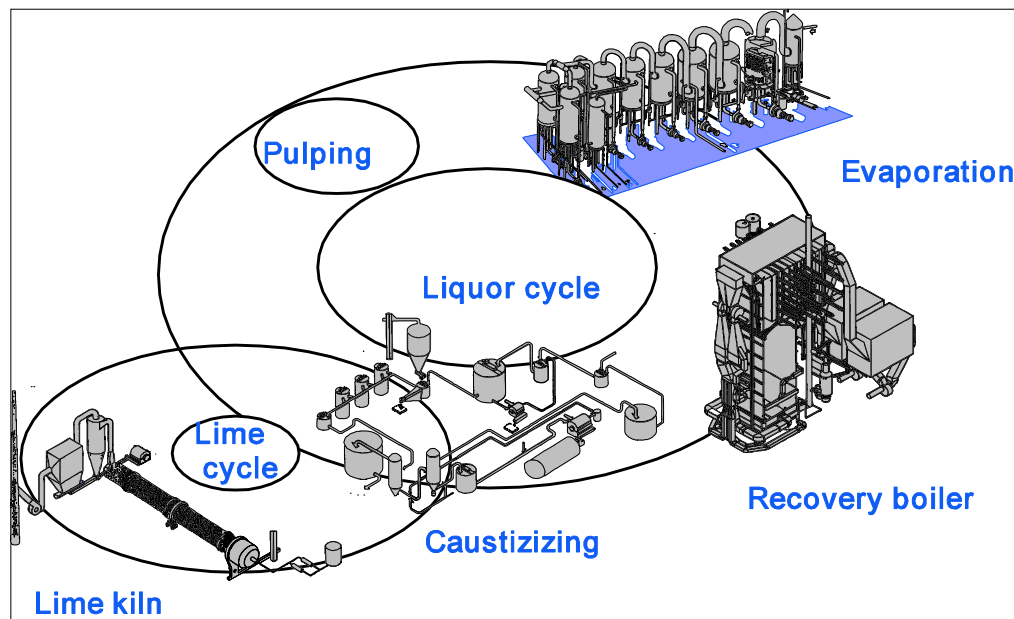
Retention Tanks



Super Batch Cooking

3.4.2 Chemical Recovery System

The weak black liquor generated in the Twin roll press unbleach pulp washing stage, after meeting the internal requirements of the pulp mill, is sent to the chemical recovery section for recovery of cooking chemicals.



The chemical recovery section consists of evaporators (where the spent liquor from pulp mill is concentrated), chemical recovery boiler (where the concentrated black liquor from the evaporation section is fired for generation of steam and smelt), a recausticising plant (where the alkali, which consists primarily of Na_2CO_3 , is reacted with burnt lime produced in a rotary lime mud reburning kiln to produce NaOH required for the cooking process) and a lime reburning kiln for producing lime from the lime mud produced in the recausticising section together with lime stone as a make-up.



3.4.3 Paper Machines

Pulp is refined in the stock preparation section and treated with sizing chemicals, dyes and loading materials, before being transferred to the paper machine section for production of paper.

The mill is having six (6) paper/board machines producing 320,000 tpa of printing and writing grade papers and paper boards using captive bleached wood pulp, purchased pulp and waste paper.

Paper machines #1, #2, #3, and #6 are dedicated for the production of writing and printing papers, while paper machines #4 and #5 are dedicated for the production of multi-layered boards, cup stock board etc.



3.4.4 Power Plant

Power plant consists of high pressure and high temperature steam generation units and power generation units with auxiliary plants as below;

- Boiler House
- Coal Handling System
- Ash Handling System
- DM Plant for water conservation
- Turbo generator
- Pressure reducing and de-superheating stations
- Air compressors
- Cooling tower



Captive Power Plant



Closed Coal Conveyor



Fly ash Silos

3.4.5 Water Treatment Plant (WTP)

Water from the pump house is supplied to filter house through three pipe lines 18", 21" & 24" respectively, and this water is again distributed through 4 channels and to 4 Nos of clarifiers. Clarifiers over flow will be taken to water reservoirs & blow down water will be drained. Over flow from 1&2 clarifier is taken through separate channel and chemical treatment is done and taken to jewel sand filter for residential colony supply.

The size of clarifier #1 and #2 is 25.75 m diameter and 4.24 m side, water depth (SWD) each. The capacity of each of the clarifier #1 and #2 is 13500 m³/day. PAC/polymer dosing and pre-chlorination is done at the inlet of clarifier. The capacity of storage reservoir #1 is 1600 m³ and reservoir #2 is 2700m³.

The clarifier #3 is of size 33 m dia x 3.75 m SWD. The capacity of clarifier #3 is 22500 m³. Clarifier #4 is of size 45.72 m dia x 3.85 m SWD, and has a capacity of 49500 m³. PAC/polymer dosing and pre-chlorination is done at the inlet of clarifier. A common alum preparation unit is dedicated for both the water treatment lines. The process water from the reservoir is pumped to mill.



3.4.6 Wastewater Treatment Plant (WWTP)

3.4.6.1 Pulp Mill and other Combined Wastewater Streams

The wastewater from pulp mill and the overflow of sedimentation tank (meant for collection of waste water from chemical recovery plant, power house and PCC plant) is mixed together prior to screening. At screening chamber, chemical dosing is carried out. The screened wastewater is pumped to a primary clarifier #1 of size 39.5 m diameter and 3 m SWD having a capacity of 3677 m³ by three (3) dedicated pumps (2 W+1 SB). The overflow from the primary clarifier and mist cooling tower flows by gravity to two (2) parallel aeration basins of size 25 m x 60 m x 5 m SWD, equipped with diffused aeration system. Four (4) blowers each of capacity 12500 Nm³/hr and 0.6 kg/cm²(g) pressure are installed for supplying air through 1200 diffusers. Nutrients are added at the inlet of aeration basin. Domestic effluent from colony is also added prior to aeration tank.

The wastewater line leading to aeration tank has on line ph measurement and flow measurement. Also, the activated sludge process has got a provision for surge tank for holding waste water in case of emergency for 6-8 hours.

The underflow from this primary clarifier #1 is dewatered in hydra sieves and further dewatered in a screw press. The sludge generated from primary clarifier #1 is utilized on all duplex machines. The overflow from the aeration basin is sent to secondary clarifier of size 41 m x 3 m SWD. The underflow from secondary clarifier is recycled partially into the aeration basin to maintain a required MLSS concentration in the basin.

3.4.7 Paper Machine Wastewater Stream

The raw wastewater flows by gravity to an inlet sump through a manual bar screen. The raw wastewater from this sump is pumped to a primary clarifier #2 of size 35.5 m dia x 3.5 m SWD, having a capacity of 3482 m³.

The underflow of paper machine clarifier-cum-thickener is processed on Andritz twin-wire machine and Neyrtec screw press regularly. The thickened sludge from the Andritz machine (at around 30% consistency) is sold to board manufacturers in the nearby areas to make boards.

Two (2) sludge drying beds have been provided to process excess biological sludge from the secondary clarifier as and when required.

The collected sludge from sludge drying beds is also given to board manufacturers for making boards.

The mill has dedicated electronic flow measuring and recording devices at the following points



- Single point discharge
- Paper machine raw wastewater
- Sewage
- Combined pulp mill wastewater

Also the mill has on-line bio-monitoring (aquarium with fishes grown from Kali river) and on-line pH, BOD, COD, TSS and flow metering at single point discharge

3.4.8 Domestic Wastewater (colony Sewage)

The entire domestic wastewater is treated in the existing effluent plant (ETP) as it also provides nutrients and bacteria.

3.4.9 Combined Wastewater

The secondary clarifier overflow and paper machine clarifier overflow are mixed together and discharged in an open channel. Treated wastewater of about 63,000 m³/day is finally let out to Halmaddi nallah through single point discharge, which leads to the river Kali.

The typical characteristics of the various streams are given below.

Table-3 Wastewater Characteristics

Characteristics	Unit	Wastewater stream to ETP		Final Treated water discharge to Halmaddi Nallah
		Pulp mill Stream, Recovery, Power plant, PCC plant	Paper Machine stream	
pH		4.0 to7.0	6.5 to7.5	7.0 to8.5
Temperature	°C	35-60	35-36	<40
Total Suspended Solids (TSS)	mg/l	147	929	34
Total Dissolved Solids (TDS)	mg/l	3969	111	631
Bio Chemical Oxygen Demand (BOD)	mg/l	376	15	17
Chemical Oxygen Demand (COD)	mg/l	800	600	<250

3.5 Proposed Mill Development Plan

The proposals covered under the Mill Development Plan (MDP) project are

- Addition of one (1) board machine with total capacity of 105,000 tpa
- Upgradation of existing six (6) Paper/Board Machine by adding de-bottlenecking equipment to increase production capacity from 320,000 tpa to 345,000 tpa (increase by 25,000 tpa)



- To meet the pulp demand after MDP, the existing pulp mill will be retrofitted/augmented to enhance the pulp production from 725 BD tpd to 844 BD tpd
- DIP plant of capacity 200 TPD will be installed
- New evaporation plant of 230 tph water evaporation plant
- Retrofitting of recovery boiler to increase capacity from 1600 tpd BL solids to 1800 tpd and upgrading the capacity of the limekiln.
- One (1) FBC boiler of 135 tph
- Increasing the captive power generation capacity from 74.8 MW to 109.8 MW to meet 100% power requirement of post MDP, by installing a new 35 MW TG.
- Up-gradation / augmentation of the existing utilities and services to support the post MDP operations
- Adopting efficient water management and waste water management program to reduce specific water consumption significantly

Comparison between ToR issued by MoEF&CC Vide File no. J-11011/408/2016-IA-II (I), dated, 30th March 2017 and the revised proposal for which amendment to TOR is sought.

Description	Unit	As per earlier EC Granted for the facility	As per ToR issued for the mill development plan, MoEF&CC Vide File no. J-11011/408/2016-IA-II (I), dated, 30 th March 2017	Revised proposal for seeking amendment in ToR for the proposed mill development plan	Comments and discussions
Paper/Board production existing machines	tpa	320,000	378,000	345,000	Decrease by 33,000 tpa
Tissue Machines	tpa	Nil	72,000	--	Proposal of installing tissue machines is dropped
Duplex Board	tpa	Nil	Nil	105,000	New Duplex Board machine will be installed
Total paper/board production	tpa	320,000	450,000	450,000	No increase in net production.
pulp plant	BD tpd	725	785	844	Increase in pulp production to reduce the usage of purchased imported pulp
Recovery plant	tpd of BL solid	1600	1600	1800	Increase in pulp production leads to additional requirement of BL solids



Description	Unit	As per earlier EC Granted for the facility	As per ToR issued for the mill development plan, MoEF&CC Vide File no. J-11011/408/2016-IA-II (I), dated, 30 th March 2017	Revised proposal for seeking amendment in ToR for the proposed mill development plan	Comments and discussions
Evaporator		100 TPH water evaporation +230TPH water evaporation	100 tph water evaporation (existing) +230TPH water evaporation (New)	230 tph water evaporation (New) +230 tph water evaporation (New)	100TPHwater evaporationas stand by + new evaporator of 230 TPH water evaporation
Lime Kiln capacity	tpd of lime	365	365	425	Increase due to increase in pulp production capacity
Recausticising plant capacity	tpd	350	350	450	
Power Boilers	tph of steam	330 (FBC1 Stand by)	405 (FBC#1 Retired and FBC#2 Stand by) New 135TPH boiler	No change	
Turbo generators	mw of power	74.8 (1X5+,1X5.3+1X14.5+1X15.5+1X34.5),	109.8 (1X5 Stand by+1x5.3stand by+1x14.5partial running+1x15.5stand by+1x34.5+1x35)	No change	
ClO ₂ plant	tpd	15	15	No change	
DIP Plant	BD tpd	-	-	200	Installation of new Deinking Plant
Water treatment plant capacity and water drawl permit	m ³ /day	100000	100000	100000	No change from earlier proposal
Water consumption	m ³ /day	80,000	80,000	75,800	Reduction in water consumption is envisaged.
Waste water treatment plant capacity	m ³ / day	85,885	85,885	85,885	
Wastewater discharge	m ³ /day	85,885	63,400	63,000	Reduction in wastewater generation and COD mass load is envisaged.

3.6 Salient Features of the Project

Some of the salient features of the proposed MDP are as below;

- Board Machine with Energy and water efficiency.
- Atmospheric Fluidised Bed Combustion Boiler (AFBC) with high efficiency and low unburnt carbon in ash by increasing temperature and pressure
- Higher efficiency Turbo Generator to generate power consuming less steam/kcal.
- DM and condensate plant to maximise condensate recycle and to minimise fresh water requirement.



- ESP designed to maintain emission of particulate matter (PM) of less than 30 mg /Nm³ as per stipulation.

3.7 Plant capacities

The existing and post MDP mill capacities are as below;

Table-4 Existing and Post MDP Mill Capacities

Description	Unit	Existing	Post MDP	Incremental	Proposal
Paper Machines					
Paper/Board PM #1 to # 6	tpa	320,000	345,000	25,000	Modernisation /Upgradation
Board	tpa	--	105,000	105,000	New
Total Paper/board	tpa	320,000	450,000	130,000	
Pulp Plant	BD tpd	725	844	119	Upgradation
DIP Plant	BD tpd	-	200	200	New
Evaporator	tph of water evaporation	330	560	230	Proposal New Evaporator Plant 230 tph. Evaporator. 100TPH will be kept as standby
Recovery boiler	tpd of black liquor solids	1600	1800	200	Existing Recovery boilers will be upgraded
Lime kiln	tpd of lime	365	425	60	Existing lime kilns will be upgraded
Recausticising plant	tpd of AA	350	450	100	Existing recausticising will be upgraded
Power Boilers					
Power Boilers	tph of steam	330 (FBC#1 standby) FBC#2, #3, #4 operating	405	75	FBC#1–60 tph -Retired FBC#2-65 tph- Standby. FBC#3,4-205 tph-Operating FBC #5 – 135 tph – New.
Turbo Generators	MW of power	74.8 (1x5 (Standby) +1x5.3 -Standby +1x14.5+1x15.5 (Standby) +1x34.5)	109.8	35	5 MW Standby 5.3 MW Standby 14.5 MW - Standby 15.5 MW- Part Load 34.5 Mw – Operating 35 MW (New) operating
ClO ₂ plant	tpd	15	15	--	Existing adequate. No change
Water Treatment Plant capacity and water drawl permit	m ³ /day	1,00,000	1,00,000	--	Existing facility is adequate.
Waste Water Treatment capacity	m ³ /day	85,885	85,885	--	Existing facility is adequate.

3.8 Proposed Board Machine

Proposals - Board machine will be the state-of-the-art machine to produce quality boards like Grey Back (GCB), White Back (WCB), Folding Box Board (FBB), Solid Bleached Board (SBB) etc., consisting of following facilities:

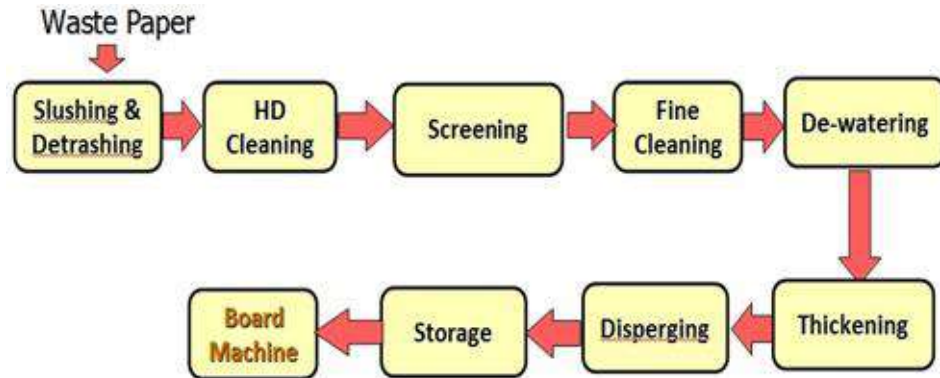
- Fiber preparation
- Stock preparation and approach flow system
- Board machine



- Converting and finishing house

Secondary fiber preparation (SFT):

Secondary fibers are charged in Hydra pulper with addition of water and same is processed till waste paper is converted into slurry form onto high



consistency pulp.

Stock Preparation Process Flow Sheet

The slushed pulp is cleaned in high density cleaner followed by turbo separator for heavy weight and light weight impurities respectively. Then it is continuously forwarded to centricleaner after passing through screen. At centricleaner, the sand is separated due to centrifugal force. The pulp is then taken to Decker thickener where the water is drained and pulp is thickened and stored in chest.

Deinking Plant (DIP)

A double loop DIP of capacity 200 tpd is also proposed for usage as top and back layers.

The major raw material required for the DIP is Recycled Fibre (Waste Paper). Sodium Hydroxide, Sodium Silicate and Sodium Hydrosulfite are the major bleaching agents that will be used in the DIP process.

Different grades of pulps are stored in separate HD tower for onward pumping to approach flow system. However, the furnish mix and the raw material will be adjusted with reference to the quality of end product.

Stock Preparation cum Approach Flow System

The stock preparation cum approach flow system for each layer is to prepare the stock suitable for making the multilayer sheet. From the storage chest, the thickened pulp is passed through refiner by which the pulp is fiberized as per process requirement and stored in chest. The pulp is diluted with recycled



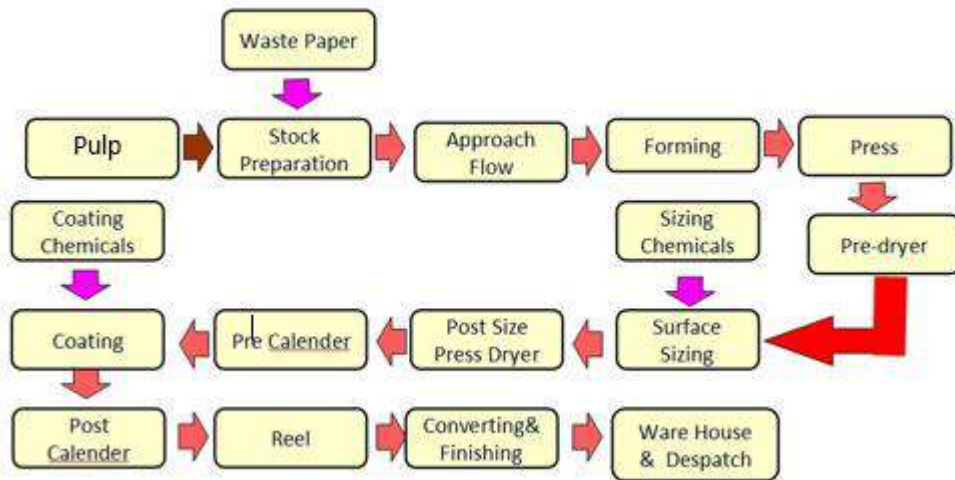
machine back water.

Board Machine

The cleaned dilute pulp is fed to the board machine through the head box.

Water drained from the wire part is collected in a silo pit and is continuously recycled back to dilute the pulp fed into the board machine.

A typical block flow diagram of coated board making is shown as below.

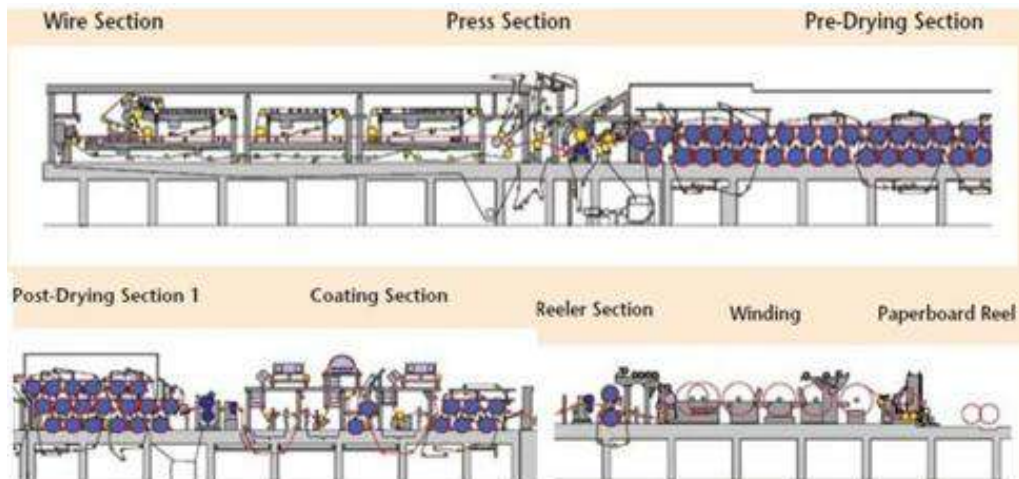


Typical Flow Diagram of Coated Board Making

Further dewatering is carried out in press to increase the dryness to about 48%. The board is finally dried through indirect steam dryers. The dried board is coated with chemicals, dried and is wound in rolls as the final product.

The Multi-layer board machine is a first-floor machine and will produce around 1,05,000 TPA of finished board.

Typical Board Machine Configuration





3.8.1 Up-gradation of existing Paper/Board Machines

In paper machines section, it is proposed to de-bottleneck imbalances in the machines section to optimize the production capacities from 320,000 tpa to 345,000 tpa.

3.8.2 Pulp Plant section

In chemical wood pulp plant section, it is proposed to de-bottleneck the imbalances by adding few equipment such as chippers, digester, Hot black liquor Accumulator, Thickener, Post washing press/post ODL press and upgrading of ClO₂ plant etc. The above refurbishments and upgrades will result in additional production of 119 BD tpd of pulp and the overall bleached chemical wood pulp production capacity will be 844 tpd.

The proposals in the pulp plant are also aimed to reduce the specific steam, chemical consumption and the level of the pollutant in the final waste water.

3.8.3 Chemical Recovery

The chemical recovery section has capacity to handle 1600 tpd Black Liquor solids. With current pulp production level of 725 BD tpd, around 1400 tpd BL solids are generated. After MDP with 844 BD tpd pulp production, around 1700 BL solids will be generated. Hence the chemical recovery boilers equipment will be upgraded to BL solids firing capacity of 1800 tpd. In order to process the additional black liquor, new evaporation plant of capacity 230 m³/hr of water evaporation will be installed. Existing 230 m³/hr will be in operation and the old 100 m³/hr evaporator will be as a stand by after MDP.

Marginal additional air emissions from recovery boiler and lime kiln will be within the consented norms.

Addition of 1 No compact Disc filter is considered to take care of additional white liquor requirement. It is proposed to upgrade the existing lime kilns to 425 tpd.

3.8.4 Captive Power Plant (CPP)

Mill's past experience justifies the installation of CPP to make the mill self reliant in power front as well as dependable quality of power (both voltage and frequency). As the scenario has not changed in the State it is prudent to augment captive power plant to meet 100% steam and power requirement after MDP.

Existing and post MDP steam and power balance scenario is summarised in the following table.



Table-5 Existing and Post MDP Steam and power scenario

Description	Unit	Existing	Post MDP	Incremental	Proposal
Paper/Board production	tpd	930	1300	370	
Pulp production	BD tpd	725	844	119	
Black liquor solids generation	tpd	1400	1700	300	Existing Recovery boilers will be augmented
Total Cogen power boilers capacity	tph	330 (60 tph standby)	405 (65 ph standby)	--	Addition of new 135 tph boiler. FBC #1–60 tph-Retired. FBC #2–65 tph standby
No. of power boilers	No	4 (one boiler standby)	4 (one boiler standby)	--	
Power requirement	MW	48	63	15	Addition of one new 35 MW TG.
TGs capacities	MW	74.8 (3- TGs standby)	109.8 (3 TGs standby)	35	
Fuel	--	Imp coal and local coal	Imp coal and local coal	--	--
Fuel	tpd	920	1300	380	Additional qty from import/local

In order to meet the steam and power of the mill after MDP, Captive power plant (CPP) will be augmented with auxiliary plants as below;

- FBC boiler with ESP and ash collection systems
- Turbo Alternator
- Coal Handling Plant
- Ash Handling Plant
- DM for water conservation
- Cooling tower

3.8.5 Water and Waste water Treatment

Existing water treatment plant and wastewater treatment plants are adequate to handle the post project requirement. Hence no proposals/modifications are envisaged.

3.9 Input Requirements and Sources

3.9.1 Major Inputs

The major inputs for the production of the paper and pulp are



- Wood for pulping
- Chemicals
- Steam
- Power
- Water

Major inputs requirement for MDP during the operation will be as below

3.9.2 Raw Material

Table-6 Raw Materials Requirement

S.No	Description	Unit	Existing	Post MDP	Incremental	Source
1	Wood	tpa	9,58,000	11,39,000	1,81,000	Procuring from Karnataka, Tamil Nadu, Maharashtra and Andhra Pradesh
2	Waste Paper	AD tpa	24,000	24,000	--	Mumbai, Vapi, Pune
4	Market Pulp (HWP)	tpa	800	29,600	28,800	Import
5	Market Pulp (SWP)	tpa	3,700	14,800	11,100	Import
6	BCTMP	Tpa	--	22,500	22,500	Import

3.9.3 Chemicals

The MDP proposals in the pulp mill are more focused on conservation of energy, water and reduction in specific chemical consumption in bleaching. As a result, the annual chemicals requirement will marginally increase after MDP.

The major process chemicals required to be used and procured for the production is given in the following table. All the process chemicals shall be procured from suppliers from Andhra Pradesh/Karnataka/Maharashtra/Tamil Nadu. The materials will be transported by trucks.

Table-7 Chemicals Requirement

Chemicals	Unit	Existing	Post MDP
Caustic	tpa	7,100	8,200
Hydrogen Peroxide	tpa	3,750	4,370
Chlorine for make up in ClO ₂ production	tpa	2,500	2,800
Sulphuric Acid	tpa	3,750	4,370
HCl	tpa	3,795	5,990
Lime stone	tpa	7,600	8,800
ClO ₂ (captive generation)	tpa	4,600	5,100
Oxygen (captive generation)&local purchase	tpa	7,500	8,800



3.9.4 Fuel

Black liquor (generated in-house), Imported coal and furnace oil are the fuels used in the mill. Furnace oil is used in lime mud reburning kiln for reburning of lime mud and in start up and stabilising the operations of chemical recovery boilers. Coal is used for power and steam generation. Additional fuel oil and coal requirements are given in the following table

Table-8 Fuel Requirement

Fuel	Unit	Existing	Post MDP	Incremental	Source
Coal	tpa	3,18,000	445,000	127,000	Additional coal will be Imported from Indonesia/ local
Furnace oil	kl	15,300	17,700	2,400	Local Market

The characteristics of the fuel used are presented in the following table.

Description	Unit	Coal		Furnace Oil	Black Liquor
		Indian	Imported		
Moisture	%	7	17.7	1	30
Ash (max)	%	37.6	4.2	1	-
Sulphur (max)	%	0.28	0.23	4.5	2.0
Gross Calorific Value	Kcal/kg	4200	5490	10500	3200

3.9.5 Mass, Steam and Power Balance

The steam, coal consumption and power requirement for the existing and proposed MDP is given in **Table 9**.

Table 9- Steam and Power requirement

Parameter	Units	Existing scenario	Post MDP	Remarks
Power boiler installed capacities	tph	1x60+ 1x65+ 1x80+ 1x125= 330	1x65(standby)+1x80+1x125+1x135(new)= 405	The existing 60 TPH power boiler will be scrapped and 65TPH will be kept as standby during the post project scenario
Recovery boiler capacity	Tph	213	240	The existing recovery boilers will be upgraded
Total installed steam generation capacity	tph	543	645	The proposed 135 TPH boilers will be upgraded to handle BL solids after MDP.
Total steam demand	tph	350 (175+175)	465 (215+250)	Additional steam will be required for power generation and also process requirement in the board machine.
Specific steam demand	t/t	9.1	8.5	Steam consumption per ton of the paper produced will be reduced after MDP.
Coal consumption	tpa	3,18,000	445,000 (Imported coal will be used in the proposed 135 TPH boiler and 65 TPH boiler will be under standby mode)	The proposed 135 TPH boiler will be operated on imported coal, thereby Indian coal linkage for the additional coal is not envisaged.
Specific coal consumption	t/t of paper	0.99	0.99	Specific coal consumption will be same after project



Parameter	Units	Existing scenario	Post MDP	Remarks
Total TG capacity	MW	1x5+1x5.3+1 x14.5+1x15. 5+1x34.5 = 74.8	5 MW-Standby 5.3 MW-Standby 14.5 MW- Standby 15.5 MW (part load) 34.5 MW- Operating 35 MW - New = 109.8	5 MW, 5.3 MW - Standby 14.5 MW - Standby 15.5 MW – Part Load 34.5 MW – Operating 35 MW – New
Actual electrical energy needed	MW	48	63	--
Specific electrical energy	kWhr/t	1247	1161	Specific energy consumption per tone of paper will get reduced marginally.

3.9.6 Water

In the current operations, WCPM could bring down the fresh water consumption for the plant to a level of 60,800 m³/day equivalent to around 65 m³/t of paper by implementing following water conservation and recycling systems.

- All water distribution line from filter house to process side were replaced with new line and above ground level. Further it was under grounding and unidentified leakages were there.
- PM3, PM4&PM6 machine back water is being used for pulp dilution in pulp mill.
- PM3 & PM1 Back water is being used for vacuum pumps cooling.
- PM5 Machine back water is being used for PM4&PM5 Vacuum pumps sealing and cooling.

As part of MDP some more proposals are being planned to bring the fresh water requirement for the plant to 56 m³/t of paper.

The mill has water drawal permission of 1,00,000 m³/day. The water drawal permission letter is enclosed as Annexure 1.

The water requirement of the existing and proposed is given in below table and water balance diagram is enclosed as Annexure 5

There is a reduction in existing fresh water consumption from April 2016 from 76,000 m³/day to 60,800 m³/day due to the adoption of various water conservation methods.



Table-10 Water Requirement

S.No.	Category	Average daily requirement (in m ³ /day)	
		Existing	Post MDP
1	Water Supply to Plant	60,800	72,800
2	Water supply to villages as part of CSR	3,000	3,000
3	Total fresh water demand	63,800	75,800

3.10 Wastewater Generation

The wastewater from the mill is divided mainly into two separate streams. One is pulp mill wastewater stream and the other one is paper machine wastewater stream. Total wastewater generation from the plant after MDP will be in the order of 64,300 m³/day, which will be treated in the existing ETP of capacity 85,885 m³/day.

The wastewater generation of the existing and proposed is given below table and water wastewater balance diagram can be seen in [Annexure 5](#).

Table-11 Wastewater Generation

S.No.	Category	Wastewater Generation (in m ³ /day)	
		Existing	Post MDP
1	Wastewater to ETP	54,800	64,300
2	ETP sludge loss	100	300
3	Treated waste water from ETP	54,700	64,000
4	Treated wastewater for Greenbelt	2,200	2,200
5	Treated wastewater discharged (to Halmaddi Nallah)	54,600	63,000

3.11 Resource Optimisation

The following recycling or resource optimization are envisaged in MDP

- To reduce the water consumption following measures will be taken
- By improving general housekeeping measure such as
 - Water leakage from valve leaks
 - Automatic shut down of pumps when the section is out of production
 - Daily monitoring water consumption by installing flow meters on all major consumption point.
- Segregation of wastewater from various processes into clean wastewater, (that can be reused directly) and contaminated water for treatment
- Installation of efficient equipment / process which reduces the water consumption in the process areas such as;
 - To achieve desired brightness in the finished product, proper raw



materials are selected. This reduces use of water for washing and bleaching.

- All pumps are provided with mechanical seals.
- Use of self cleaning showers
- Using Save-all for Clarifying the paper machine waste water

The following water from the process will be reused after treatment if any required

- Reuse of clarified water from paper machine in other sections such as pulp dilution, showers, stock preparation area, etc.
- Condensate from power boilers is reused.
- Use of back water or recycled water for low pressure showers
- Installation of vacuum flume tank to recycle vacuum pump sealing water
- Use of treated effluent for plantation, gardening, floor washing, dust prevention, etc.

The following energy optimization measures will be employed;

- While ordering plant and equipment, emphasis will be given for lower energy consumption.

By improving general housekeeping measures such as

- Prevention of steam leakages by using good quality steam valves
- Using high voltage electrical equipment to conserve energy
- Using energy efficient fluorescent lighting
- Using variable frequency drive for fluctuating load for energy conservation
- Maintain higher power factor by installing suitable electrical equipment to optimize the power consumption.
- Installing heat recovery systems to recover the heat from the process.
- State-of-the-art boiler of pressure 64 kg/cm²(g)



3.12 Environmental Impact Assessment and Management Plan

3.12.1 Construction Phase

The construction activities of new installation will not necessitate any displacement of people, as the construction will be carried out in the existing mill premises. This phase does not involve major changes in the terrain.

3.12.2 Operational Phase

3.12.2.1 Air Environment

The major pollutants from the project are Particulate Matter (PM) and sulphur dioxide (SO₂) from the proposed FBC boiler. High efficiency ESP will be installed to reduce the particulate matter. Adequate stack will be provided for wider dispersion and concentration of PM and SO₂ will be kept below the standards prescribed by CPCB/SPCB.

Dust collection systems for the tissue machine areas will be provided to contain the fine fiber dust generated during the tissue making process, will be reused.

3.12.2.2 Wastewater Generation and Disposal

The wastewater quantity to the ETP after MDP will increase from 54,800 m³/day to 64,300 m³/day. The existing ETP is designed to handle about 85,885 m³/day of wastewater and hence the existing ETP will be adequate to process the wastewater after MDP.

The treated wastewater discharge into Halmadi Nullah will increase from the current level of 54,600 m³/day to 63,000 m³/day in the post project scenario.

3.12.2.3 Solid Waste Generation and Disposal

The expected solid wastes generation from proposed project is non-hazardous in nature. The solid waste generation will be ash from the proposed FBC boiler. In addition to this, there will be fibre sludge generation from the effluent treatment plant. The details of solid waste generation and quantities with disposal methods are given in the following table.



Table-12 Details of Solid Waste Generation & Disposal

S.No	Source	Composition	Quantity in tpd		Disposal method
			Existing	Post MDP	
1	Fly ash	Silica	370	590	Cement manufacture/brick manufacture.
2	Lime Mud	Calcium carbonate and silica	375	440	Recycled using lime kiln with make-up lime stone
3	Wood dust	Organic	60	80	Fired in boiler/ Sold to external party for secondary use
4	ETP sludge	Fines and fibre	50	76.	Used for card board /egg tray manufacture
5	Used Oil, KLD		0.05	0.06	Sold to KSPCB approved recyclers

3.12.2.4 Noise Environment

The noise level of the all the equipment will be kept within the CPCB / SPCB standard in and around the work zone

3.12.2.5 Socio – Economics

- The proposed project is located at existing mill premises. Hence, there will not be any resettlement and rehabilitation. Thus, there will not be any adverse socio economic implications.
- The economic status of the area is likely to improve, as there will be direct/indirect employment generation during construction and operational phase

3.12.2.6 Risk Assessment & DMP

No major hazards with potential for any emergency situation exist in the process plants. On site and off site emergency measures shall mitigate the effect on any risk.

3.13 Environmental Management plan

3.13.1 Land Environment

The area required for installation of the Board machine and auxiliaries is 60,000 sq.m. The site selected is a vacant land within the mill premises and no impact is envisaged on the topography during construction as well as operation phase



3.13.2 Air Quality Management

The coal consumption will increase from 3,18,000 tpa to 445,000 tpa after the proposed project. The ESP attached to the proposed new FBC boiler (135 tph capacity), will be designed to meet the emissions concentration of the particulate matter will be less than 30 mg/ Nm³ as stipulated .

3.13.3 Water and Wastewater Management

There will be reduction in specific water consumption by adopting various conservation measures and recycling within the process. The treated water discharged into the Halmaddi Nallah leading to River Kali will meet treated water characteristics as per norms of CPCB and KSPCB.

3.13.4 Solid and Hazardous Waste Management

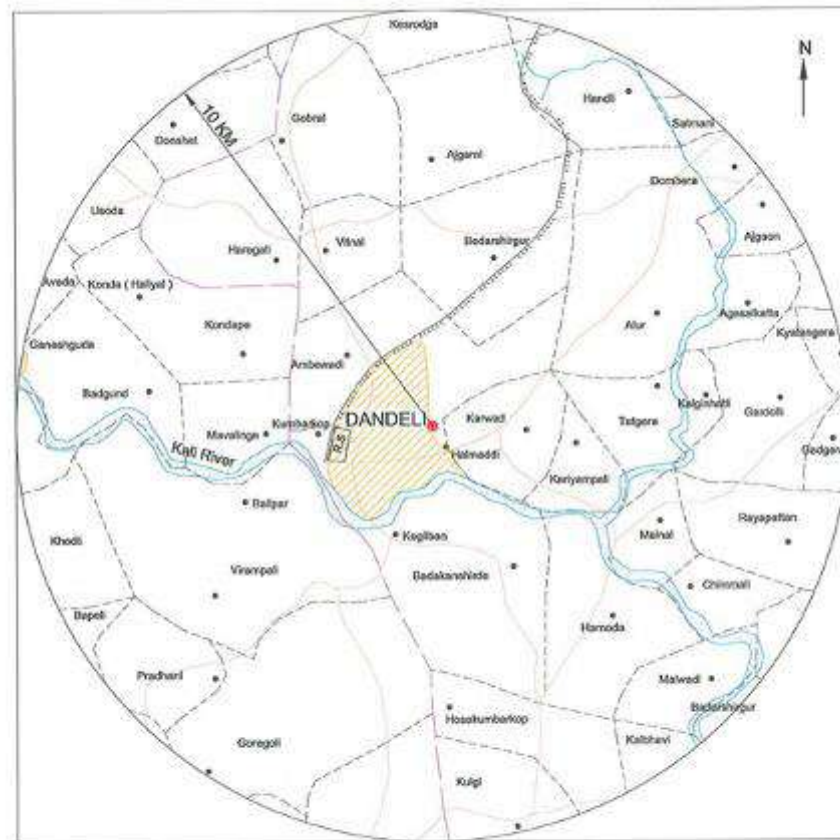
Additional solid waste generated from the proposed MDP will be treated/ disposed as per the existing practices.



4 SITE ANALYSIS

Being MDP project and as adequate land with basic infrastructure is available within the existing mill site, no other alternative sites have been considered. The proposed MDP site is located within the existing mill premises at Dandeli in the district of Uttar Kannada, Karnataka State. Hence no acquisition of land is required.

Baseline monitoring studies have been conducted from 5th April 2017 to 3rd July 2017 by Cholamandalam MS Risk Services Limited





5 PLANNING BRIEF

5.1 Planning Concept

Project is conceptualised for modernising the existing facilities and involves

- Augmentation of paper machines, pulp mills, chemical recovery complex, CPP and augmentation of utilities and auxiliaries
- All the above facilitates will be within the existing plant premises and will use the existing infrastructure facilitates

5.2 Population Projection

The proposed project will be located within the existing mill premises and the population is negligible around the mill. However, the population is likely to go up in the region due to direct and indirect employment with their family members.

5.3 Land Use Planning

The mill has total land of 375.73 acres, with vacant spaces and well covered with greenery.

12 acres of land is required for project as per the broad break-up given in the following table. The vacant spaces available in the mill premises have been identified and found to be suitable and adequate to accommodate all the new facilities planned under project.

The overall mill layout is enclosed as **Annexure 6**.

Table-13 Land Requirement for MDP

(Acres)

S.No	Category	Existing	MDP	Post MDP
1	Plants and buildings	115.00	5.50	120.50
2	Raw material & other storage yards, roads, drains etc	45.00	4.00	49.00
3	Green belt/ Green Cover	103.00	2.00	105.00
4	Waste disposal areas	62.23	0.50	62.73
5	Area for future development	50.00	--	38.00
6	Total	375.73	12.00	375.73

5.4 Assessment of Infrastructure Demand (Physical, Social)

Infrastructure /amenities/facilities required for the proposed project will be assessed based on the need based survey in the surrounding area. The infrastructure development will be taken-up under CSR activity.



6 PROPOSED INFRASTRUCTURE

6.1. Industrial Area (Processing Area)

This is being a mill modernization/ upgradation project; most of the infrastructure like water in-take system, power in take, roads, railway for raw material/product transportation is available. The same will be augmented according to requirement.

6.2. Residential Area (Non Processing Area)

Residential area is already available near the plant premises and required additional residential accommodations including all infrastructures such as roads, drains etc shall be created.

6.3. Drinking Water Management

Drinking water will be sourced from the Kali River. The water treatment plant is installed at factory to treat the intake water and distributed to various sections of the plant and residential area.

6.4. Drains and Sewerage System

Drains sewerage system will be designed according to needs of plant and residential area and shall be properly connected and linked.



7 REHABILITATION AND RESETTLEMENT (R & R) PLAN

The land proposed for project is within the existing mill premises. Hence the project will not involve any rehabilitation and resettlement.



8 PROJECT SCHEDULE AND COST ESTIMATES

8.1 Implementation Schedule

The major activities are highlighted below and the completion time indicated are from the “zero date” which is the date of Environment Clearance (EC)

Start date “Zero Date”

- Ordering of long delivery plant and equipment 3rd month
- Commencement of Civil Construction 9th month
- Commencement of start-up trial & commissioning 23rd month
- Commencement of commercial production 25th month

8.2 Project Cost

Total investment for the installation of project is **Rs 750 Crores** as per broad break up is given in the following table.

Table-14 Project Cost

Description	Rs Crores
Civil Works	110
Plant & Machinery Cost (including erection and engineering)	550
Other Capitalisation Cost (pre operative expense, escalation and contingency, start up expenses and interest during construction)	90
Total	750

8.3 Environmental Protection

As environmental protection will be monitored and implemented by a centralized environmental management cell. The fiscal estimate has been arrived for the proposed project is as below.

About **Rs. 20 Crores** is allocated towards pollution control equipment and implementation of environmental pollution control measures.

The details of investment for procuring the equipment for effluent control and monitoring of pollution are as below.



Table-15 Investment for Environmental Monitoring and Control

Section	Rs Crore
Power boiler ESP and stack	10.00
Ash handling	1.50
Online environmental protection and monitoring	0.50
Effluent treatment plant upgradation	3.00
Water conservation/recycling	4.00
Additional Green belt	1.00
Total	20.00

8.4 Economic Viability

The economic viability of proposed project is as below

Table-16 Economic Viability

Description	Value (Rs. In crores)
Income	750
Variable cost	550
Contribution	200
Fixed Costs	20
PBIDT	180
Cost of capital	50
Operating cash flow	130
Investment	750
ROI (%)	25
Expected IRR (%)	21
Payback	5 y 8 m



9 ANALYSIS OF PROPOSALS (FINAL RECOMMENDATIONS)

It would be somewhat difficult to quantify all the benefits of a project of this type and nature of state and national economy because there are too many “spin-off” indirect benefits in addition to direct benefits.

Some of the specific benefits are presented below:

9.1. Improvement in the Infrastructure

This being a mill modernisation project, most of the infrastructure like water intake system, power intake system, roads, drains, hospitals schools, etc are already available in the vicinity of the plant location. However the above infrastructure / amenities / facilities available near the plant will be assessed based on need based survey and will be taken up under CSR scheme for development.

9.2. Improvement in the social infrastructure

Some of the specific benefits from the improvement of the social infrastructure due to project implementation are as under.

9.2.1. Employment

The project will create direct employment to about 175 persons. In addition it would generate indirect employment to about 500 persons in the industries and service organizations and material handling, etc., which will be supported by the operations of the mill.

In addition during the implementation and construction stage of the project, it will generate employment to about 400 in direct persons for about a year.

9.2.2 Contribution to State Exchequer

The project is likely to generate additional income to the state by way of GST to the tune of Rs 50 Crores per annum.

9.2.3 Non dependence on grid power

The unit will be generating additional power requirement using its captive power plant and thus becoming self reliant in power front and will not be dependant on the state grid for the supply.

9.2.4 Development of ancillary industries

The implementation of the project will undoubtedly provide stimulation for added growth to a number of other industries some of which are given below



Trucking industry, which will load and haul raw materials, coal, and other supplies to the mill and also mill outputs. The haulage requirement due to project would be around 0.5 million tonnes per annum comprising both inputs and outputs.

Establishment of ancillary industries such as core for paper reels, core plugs, machining and welding units, etc.

Indigenous machinery suppliers / manufacturers.

Establishment of indirect industries and shops near the project site such as small scale work shops, hardware shops, small-scale restaurants, petty civil and electrical contractors, grocery and provision shops, etc.

Construction industry during erection and construction period of Ancillary Business

Annexure 1

Water drawal Permission Letter

GOVERNMENT OF KARNATAKA

(13)

No. WRD 98 MBI 2007

Karnataka Government Secretariat,
Vikasa Soudha,
Bangalore, Dated: 02.06.2008

From: Secretary to Government,
Water Resources Department.

To: The Executive Director,
West Coast Paper Mills Limited,
Chnadrakhan, IV floor,
#10A, Kasturaba road,
Bangalore

ED
From
240

Sir,

Sub: Allotment of additional 20,000KLD of water from Kali River for
Expansion Programme -reg.

Ref :

1. Your letter No: BGL: LIAISON: WRD: 2007-08 Dt: 06.03.2008.
2. GO No: CI 19 SPI 2008, Bangalore Dt: 27.02.2008.

Government in the order cited at ref (2) above, have accorded permission to the West Coast Paper Mills Limited, Dandeli, to enhance the production capacity of paper and Duplex Board from 1,63,750TPA to 3,20,000TPA.

It is indicated in the said order that Water Resources Department to permit the Company to draw additional 20,000 KLD from Kali River and that the approval is subjected to the final order issued the Water Resources Department.

The proposal has been examined in detail and the West Coast Paper Mills Limited is hereby permitted to lift additional quantity of 20,000KLD water from Kali River for their expansion programme subject to the following conditions.

1. ಯಾವ ಉದ್ದೇಶಕ್ಕಾಗಿ ನೀರನ್ನು ಉಪಯೋಗಿಸಲು ಅನುಮತಿ ನೀಡಲಾಗಿದೆಯೋ ಅದೇ ಉದ್ದೇಶಕ್ಕೆ ಉಪಯೋಗಿಸತಕ್ಕದ್ದು.
2. ಕಂಪನಿಯು ಮಳೆ ನೀರು ಸಂಗ್ರಹಣೆ ಮತ್ತು ಕೊಳವೆ ಭಾವಿಗಳಿಂದ ಲಭ್ಯವಾಗುವ ನೀರನ್ನು ಗಣನೆಗೆ ತೆಗೆದುಕೊಂಡು ಉಳಿಕೆ ಪ್ರಮಾಣದ ನೀರನ್ನು ಮಾತ್ರ ಕಾಲ ನದಿಯಿಂದ ಪಡೆಯತಕ್ಕದ್ದು.
3. ಯಾವುದೇ ಕಾರಣದಿಂದ ಯಾವುದೇ ಸಮಯದಲ್ಲಿ ನದಿಯಲ್ಲಿ ನೀರು ಕಡಿಮೆಯಾದಲ್ಲಿ ಕಂಪನಿಗೆ ಉಂಟಾಗಬಹುದಾದ ನಷ್ಟಕ್ಕೆ ಸರ್ಕಾರದಿಂದ ಯಾವುದೇ ಪರಿಹಾರ ನೀಡಲಾಗುವುದಿಲ್ಲ.
4. ಕಂಪನಿಯು ನದಿಯಿಂದ ನೀರನ್ನು ಪಡೆಯುವ ಸ್ಥಳಗಳ ಕಡಲಾಗದಲ್ಲಿ ಬರುವ ಕೆ.ಪಿ.ಸಿ.ವಿದ್ಯುತ್ ಉತ್ಪಾದನೆಗೆ ಹಾಗೂ ಕುಡಿಯುವ ನೀರಿನ ಯೋಜನೆಗಳಿಗೆ ಯಾವುದೇ ತೊಂದರೆಯಾಗದಂತೆ ಎಚ್ಚರವಹಿಸತಕ್ಕದ್ದು.
5. ಯಾವುದೇ ಕಾರಣದಿಂದ ಸರ್ಕಾರ ಅಥವಾ ಅದರ ನಿಯೋಜಿತ ಅಧಿಕಾರಿಗಳು ಕಂಪನಿಗೆ ನೀರನ್ನು ಉಪಯೋಗಿಸಲು ತಡೆಮಾಡಬಹುದು ಇದಕ್ಕೆ ಸರ್ಕಾರ ಅಥವಾ ಅದರ ನಿಯೋಜಿತ ಅಧಿಕಾರಿಗಳು ಯಾವುದೇ ಕಾರಣಗಳನ್ನು ನೀಡಬೇಕಿಲ್ಲ. ಇದರಿಂದ ಕಂಪನಿಗೆ ನಷ್ಟವಾದಲ್ಲಿ ಸರ್ಕಾರ ಜವಾಬ್ದಾರರಲ್ಲ ಹಾಗೂ ಭರಿಸುವುದಿಲ್ಲ.

6. ಕಂಪನಿಯು ಬಳಸಿದ ನೀರಿನ ಪ್ರಮಾಣವನ್ನು ಅಳತೆಮಾಡಲು ವಾಟರ್ ಮೀಟರ್ ಅನ್ನು ಅಳವಡಿಸುವುದು. ಇದರಲ್ಲಿ ಯಾವುದೇ ದುರಸ್ತಿ ಅಥವಾ ಬದಲಾವಣೆ ಮಾಡಬೇಕಾದಲ್ಲಿ ಕಂಪನಿಯವರು ಸಂಬಂಧಪಟ್ಟ ಅಧಿಕಾರಿಗಳ ಗಮನಕ್ಕೆ ತಂದು ತಮ್ಮ ಸ್ವಂತ ಖರ್ಚಿನಿಂದಲೇ ಮಾಡತಕ್ಕದ್ದು.
7. ಅಳವಡಿಸಿರುವ ವಾಟರ್ ಮೀಟರ್ ಮತ್ತು ಗೇಜನ್ನು ತಪಾಸಣೆ ಮಾಡಲು ಇಲಾಖೆಯು ಗೊತ್ತುಪಡಿಸಿದ ಯಾವುದೇ ಅಧಿಕಾರಿ ಅವಕಾಶವಿರಬೇಕು.
8. ನೀರಿನ ಪ್ರಮಾಣವನ್ನು ಅಳತೆ ಮಾಡಲು ಅಳವಡಿಸಿರುವ ಯಾವುದೇ mechanical or electrical measurement device ಗಳನ್ನು ಕಾಲಕಾಲಕ್ಕೆ ಸರ್ಕಾರ ಅಥವಾ ಸರ್ಕಾರದ ನಿಯೋಜಿತ ಅಧಿಕಾರಿಗಳು recalibrate or validate ಮಾಡಲು ತಿಳಿಸಬಹುದು. ಇಂಥ ಸಂದರ್ಭಗಳಲ್ಲಿ ಕಂಪನಿಯು ತನ್ನ ಸ್ವಂತ ಖರ್ಚಿನಿಂದ recognized or licensed institute ಗಳಿಂದ ಇಂಥ ಪರೀಕ್ಷೆಗಳನ್ನು ಮಾಡಿಸಿಕೊಳ್ಳಬೇಕು.
9. ಕಂಪನಿಯು ಉಪಯೋಗಿಸುವ ನೀರಿನ ದರವನ್ನು ಕಂಪನಿಯು draw ಮಾಡುವ gross water quantity ಮೇಲೆ (drawal point ಹತ್ತಿರ) ವಿಧಿಸಲಾಗುವುದು. ಈ ನೀರನ್ನು ರವಾನಿಸುವಾಗ ಅಗಲಬಹುದಾದ ನೀರಿನ ನಷ್ಟದ (losses) ಬಗ್ಗೆ ಸರ್ಕಾರವಾಗಲಿ ಅಥವಾ ಯೋಜನಾಧಿಕಾರಿಗಳಾಗಲಿ ಜವಾಬ್ದಾರರಲ್ಲ.
10. ಕಾಮಗಾರಿಯನ್ನು ಕೈಗೊಳ್ಳುವಾಗ ಹಾಗೂ ನಂತರ ಜಲ ಸಂಪನ್ಮೂಲ ಇಲಾಖೆಯ ಹಾಗೂ ಖಾಸಗಿ ಅಸ್ತಿವಾಸ್ತಿಗೆ ಹಾನಿಯಾಗದಂತೆ ವಿಚಾರವಹಿಸತಕ್ಕದ್ದು. ಒಂದು ವೇಳೆ ಯಾವುದೇ ಹಾನಿಯಾದಲ್ಲಿ ಕಂಪನಿಯವರೇ ನಷ್ಟದ ವೆಚ್ಚವನ್ನು ಭರಿಸತಕ್ಕದ್ದು.
11. ಕಂಪನಿಯು ನಡೆಯಿಂದ ನೀರು ಪಡೆಯಲು ಕೊಳವೆಗಳನ್ನು ಅಳವಡಿಸುವಾಗ ಮಾರ್ಗ ಮಧ್ಯದಲ್ಲಿ ವಿವಿಧ ಇಲಾಖೆಗಳಿಗೆ ಸೇರಿದ ಭೂಮಿ ಸಂಬಂಧ ಆಯಾ ಇಲಾಖೆಗಳ ಅನುಮತಿಯನ್ನು ಪಡೆಯತಕ್ಕದ್ದು.
12. ಕಂಪನಿಯು ಕೆಲಸಗಳಿಗೆ ಬೇಕಾಗುವ ಎಲ್ಲಾ ಭೂಮಿ ಅಥವಾ ಇತರೆ ಅನುಕೂಲಗಳನ್ನು ಸರ್ಕಾರದಿಂದಾಗಲಿ ಅಥವಾ ಖಾಸಗಿಯವರಿಂದಾಗಲಿ ನಿಗದಿಪಡಿಸಿದ ಮೊತ್ತವನ್ನು ಭರಿಸಿ ಕಂಪನಿಯು ಪಡೆಯಬೇಕು.
13. ಕಂಪನಿಯು ಆವರ ಕೆಲಸಸಾಧ್ಯಗಳನ್ನು ಈಡು ಸ್ವಾಧೀನಪಡಿಸಿಕೊಂಡ ಭೂಮಿಯಲ್ಲಿಯೇ ಮಾಡತಕ್ಕದ್ದು. ಆದರೆ ಕೆಲಸಸಾಧ್ಯಗಳಿಗೆ ಸರ್ಕಾರಿ ಅಥವಾ ಖಾಸಗಿ ಜಮೀನನ್ನು ಅನಧಿಕೃತವಾಗಿ ಉಪಯೋಗಿಸಬಾರದು.
14. ಸರ್ಕಾರವು ಕಾಲ ಕಾಲಕ್ಕೆ ನಿಗದಿಪಡಿಸಿದ ದರದಂತೆ ನೀರಿನ ದರವನ್ನು ಕಂಪನಿಯು ಜಲ ಸಂಪನ್ಮೂಲ ಇಲಾಖೆಗೆ ನಿಗದಿಪಡಿಸಿದ ಅವಧಿಯೊಳಗೆ ಮಾಹಿಯಾನ ಪಾವತಿಸುವುದು.
15. ಕಂಪನಿಯು ವಾರ್ಷಿಕ ರೂ.12,000 ರಂತೆ ಗೌರವ ಧನವನ್ನು ಜಲ ಸಂಪನ್ಮೂಲ ಇಲಾಖೆಗೆ ಪಾವತಿಸತಕ್ಕದ್ದು.
16. ನೀರಿನ ಕೊರತೆ ಉಂಟಾದಲ್ಲಿ ನೀಡಿದ ಅನುಮತಿಯನ್ನು ಓಂಪಡೆಯುವ ಅಧಿಕಾರವು ಇಲಾಖೆಗೆ ಇರುತ್ತದೆ.
17. ಕಂಪನಿಯು ನೀರನ್ನು ಉಪಯೋಗಿಸಿ ಹೆಚ್ಚು/ನಡಿಗ ಪಾಪಸ್ತು ಬಿಡುವ ಸಮಯದಲ್ಲಿ ಸರ್ಕಾರ ವಿಧಿಸುವ standard (CPHEEO/BIS/KPSCB standard ಗಳಿಗೆ) treat ಮಾಡಿ ಬಿಡತಕ್ಕದ್ದು. ಹಾಗೆ ಮಾಡದ ಇದ್ದ ಪಕ್ಷದಲ್ಲಿ ಕಂಪನಿಗೆ ನೀಡಿದ ಪರಿಷ್ಕಾರನಿಗೆಯನ್ನು ಸರ್ಕಾರವು ಯಾವುದೇ ಮುನ್ಸೂಚನೆ ಇಲ್ಲದೆ ಹಿಂದಕ್ಕೆ ಪಡೆಯಬಹುದು.
18. ಕಾಮಗಾರಿಗಳನ್ನು ನಿರ್ವಹಿಸುವಾಗ ಹಾಗೂ ಯೋಜನೆ ಕಾರ್ಯರೂಪದಲ್ಲಿಯಾಗ ಯಾವುದೇ ವಿವಾದಗಳು ಉದ್ಭವಿಸಿದರೆ ಆ ವಿವಾದಗಳನ್ನು ಕಂಪನಿಯೇ ಇತ್ಯರ್ಥ ಮಾಡಿಸಿಕೊಳ್ಳಬೇಕು. ಈ ಇತ್ಯರ್ಥದಲ್ಲಿ ಸರ್ಕಾರಕ್ಕೆ ವೆಚ್ಚವಾದರೆ ಅದನ್ನು ಕಂಪನಿಯು ಸರ್ಕಾರಕ್ಕೆ ಭರಿಸತಕ್ಕದ್ದು.
19. ಸಂಬಂಧಪಟ್ಟ ಇಲಾಖೆಗಳಾದ ಆರಣ್ಯ, ಪರಿಸರ ಮತ್ತು ಜೀವಿಕಾಸ್ತ, ಹಾಗೂ ಇತರೆ ಇಲಾಖೆಗಳಿಂದ ಎಲ್ಲಾ ಅಗತ್ಯ ಪರಿವಾನಿಗೆಯನ್ನು ಪಡೆದು ನಂತರವೇ ಪ್ರಸ್ತಾಪಿತ ಘಟಕವನ್ನು ಕಾರ್ಯರೂಪಕ್ಕೆ ತರಲು ಕಂಪನಿಯು ಕ್ರಮ ವಹಿಸತಕ್ಕದ್ದು.
20. ಆರಣ್ಯ ಪರಿಸರ ವನ್ಯ ಜೀವಿಗಳಿಗೆ ಅಥವಾ ಇನ್ಯಾವುದೇ ನಷ್ಟ ಅಥವಾ ಅಪಾಯ ಉಂಟಾದಲ್ಲಿ ಕಂಪನಿಯು ಕಾನೂನಿನ ಕ್ರಮಗಳಿಗೆ ಗುರಿಯಾಗುವುದಲ್ಲದೆ ಇದರಿಂದ ಅಗುವ ನಷ್ಟವನ್ನು ಸರ್ಕಾರ ಅಥವಾ ಆದರೆ ನಿಯೋಜಿತ ಅಧಿಕಾರಿಗಳು ನಿಗದಿಪಡಿಸುವ ಪ್ರಮಾಣ ಮತ್ತು ರೀತಿಯಲ್ಲಿ ಕಂಪನಿಯು ತುಂಬಬೇಕು.
21. ಜಲ ಸಂಪನ್ಮೂಲ ಇಲಾಖೆ ಹಾಗೂ ಇತರೆ ಇಲಾಖೆಗಳು ಕಾಲಕಾಲಕ್ಕೆ ನಿಗದಿ ಪಡಿಸಬಹುದಾದ ಸೇವಾ ಶುಲ್ಕಗಳು ಮತ್ತು ಇತರೆ ಕರಗಳನ್ನು ತಪ್ಪದೆ ಆಯಾ ಇಲಾಖೆಗೆ ಕಂಪನಿಯು ಪಾವತಿಸತಕ್ಕದ್ದು.
22. ಈ ಪರವಾನಗಿಯನ್ನು 10 ವರ್ಷಗಳಿಗೊಮ್ಮೆ ಕಂಪನಿಯು ನವೀಕರಿಸಿಕೊಳ್ಳಬೇಕು.

(3/3)

23. ಮೇಲಿನ ನಿಬಂಧನೆಗಳ ಜೊತೆಗೆ ಸ್ಥಳೀಯವಾಗಿ ಅಗತ್ಯವಿರುವ ಇತರ ಯಾವುದೇ ನಿಬಂಧನೆಗಳನ್ನು ಜಲ ಸಂಪನ್ಮೂಲ ಇಲಾಖೆಯ ಸಂಬಂಧವನ್ನು ಅಧಿಕಾರಿಯವರು ಸೂಚಿಸಿದಲ್ಲಿ ಅವುಗಳನ್ನು ಅಳವಡಿಸಿ ಸೂಕ್ತ ನೂತನ ಕಠಾರನ್ನು ಕಂಪನಿಯವರು ಜಲ ಸಂಪನ್ಮೂಲ ಇಲಾಖೆಯ ಅಧಿಕಾರಿಗಳೊಂದಿಗೆ ಮಾಡಿಕೊಳ್ಳತಕ್ಕದ್ದು (ಹಿಂದಿನ ನೀರಿನ ಹಂಚಿಕೆಯೂ ಸೇರಿದಂತೆ).

24. ಕಂಪನಿಯು ಮೇಲಿನ ಯಾವುದೇ ನಿಬಂಧನೆಯನ್ನು ಉಲ್ಲಂಘಿಸಿದಲ್ಲಿ ಯಾವುದೇ ಷುನ್ಯಾನುಷ್ಠಾನವನ್ನು ನೀಡದೆ ಅನುಮತಿಯನ್ನು ಹಿಂದಕ್ಕೆ ಪಡೆಯಲಾಗುವುದು.

Yours faithfully,


R. Shivashankar

(R. SHIVASHANKAR)

Under Secretary to Government (Tech-1),
Water Resources Department.

Copy to:

1. The Principal Secretary to Government, C&I Department, Vikasa Soudha, Bangalore.
2. The Principal Secretary to Government, Forest, Ecology & Environment Department, MS-Buildings, Bangalore.
3. The Principal Secretary to Government, Finance Department, Vidhana Soudha, Bangalore.
4. The Principal Secretary to Government, Energy Department, Vikasa Soudha, Bangalore.
5. The Managing Director Karnataka Udyoga Mitra, Khanija Bhavan, Race Course road, Bangalore.
6. The Director (Technical Cell), C&I Department, Vikasa Soudha, Bangalore.
7. The Chief Engineer, WRDO, Anand Rao Circle, Bangalore



AGREEMENT

This agreement is made this Fifteenth day of January Two Thousand Nine between the Government of Karnataka represented by Executive Engineer No 4, Irrigation Investigation Division, Dharwad, Water Resources Department, Government of Karnataka (herein after referred as the "GOVERNMENT") which expression shall unless the context does not so admit include his successor in office and assigns of the First part herein referred as party no 1 and M/S The West Coast Paper Mills Limited, Bangur Nagar, Dandeli-581325, Taluka Haliyal, District Uttara Kannada of Karnataka State represented by Sri K L Chandak, Executive Director, The West Coast Paper Mills Ltd., Dandeli (herein after referred as the "COMPANY") which shall wherever the context so admits or permits include its successor and assigns of the second part herein referred as party no 2.

Where as COMPANY established a pulp and paper manufacturing plant at Dandeli, Uttara Kannada District in the year 1955 duly approved by the then Government Of Bombay and the Government of Bombay had approved the use of water from River Kali through composite agreement dated August 13, 1955 to be used for the manufacture of pulp and paper and for its employees situated in the housing colony maintained by the COMPANY.

Where as the company had been utilizing 80,000 Kilo liters per day for the manufacture of paper and pulp and were paying water charges to Forest Department, Government of Karnataka based on the tariff fixed by the Department of water resources Government of Karnataka.

As the COMPANY intended to increase their production capacity and applied to the Government of Karnataka, through the Department Of Commerce and Industries, which approved the companies expansion activity vide the Government order CI:19:SPI 2008, Bangalore dated 27/02/2008 including additional water usage of 20,000 kilo liters per day from Kali river, thus sanctioning total of 1,00,000 kilo liters per day of water from Kali river. Department of Water Resources, Government of Karnataka vide its letter WRD98:MBI:2007 dated June 02, 2008 directed to enter in to an Agreement with the Company for according permission to lift water from Kali River near Dandeli Town to

For The West Coast Paper Mills Ltd.,

ಇಲ್ಲಿಗೆ, ನನ್ನ ಸಹಿ
ಇಲ್ಲಿಗೆ, ನನ್ನ ಸಹಿ
ಇಲ್ಲಿಗೆ, ನನ್ನ ಸಹಿ


K. L. CHANDAK
Executive Director

Government of Karnataka

State of Karnataka



Company. Hence this agreement for only supply of water from Kali River on terms and conditions herein after agreed to in this agreement witness as follows: -

- 1) Government shall allow the COMPANY for drawl of water from Kali River 1.2889 TMC or 1288.99 Mcft in a year only (One Lakh Kilo Liters per day). The company shall utilise water from rain harvesting and bore wells and only the balance quantity shall be drawn from Kali River.
 - a) Whenever river goes dry because of any natural or any other reason beyond the control of GOVERNMENT, if it is not possible to draw water from river to the COMPANY and in such an event GOVERNMENT will not be responsible for any loss to the COMPANY.
 - b) The COMPANY shall in consideration of the permission granted, pay to the GOVERNMENT, charges calculated at the rate of Rs.18 per 60,000 Gallons (10,000 Cubic Feet) of water or at such other rate as the Government Of Karnataka may from time to time fix either generally for all industrial purposes or specially for this COMPANY, and COMPANY has to pay arrears if any from the retrospective effect of such an order.
 - c) The charges payable under clause 1(b) shall be paid within 15 days from the date of receipt of the monthly Performa Bill to the Executive Engineer No.4, Irrigation Investigation Division, Dharwad starting from 1st day of January 2009. The bill shall be deemed to have been served to the COMPANY, if it is sent by Registered Post addressed to the Executive Director of the COMPANY. If the COMPANY fails to make payment within due date, penal charges as per rules shall be charged.
 - d) The quantity of water supplied for purpose of calculating the charges payable shall be reckoned on the readings of the water measuring instruments fixed by the company. In case of failure of measuring instruments during any period, the water consumption will be taken based on average of previous three months actual readings. GOVERNMENT shall be at liberty to install new automatic water measuring devices other than the now existing, at the cost of the COMPANY. The cost of maintaining such devices shall be entirely borne by the COMPANY. The direct readings shall be taken on first day of every month from measuring device so installed or if GOVERNMENT desires shall be calculated with reference to the rated capacity of the pump sets installed for lifting of the water from the river. The COMPANY shall

For The West Coast Paper Mills Ltd.,

ಶಿ. ಕೆ. ಚಂದಾಕ
 ಸಹಾಯಕ ನಿರ್ದೇಶಕರು
 ಕೆ. ಲ. ಚಂದಾಕ

K. L. Chandak
 Executive Director

Government of Karnataka
ಕರ್ನಾಟಕ ಸರ್ಕಾರ



ಇಲಾಖೆ
ಜಲ ಸಂಪನ್ಮೂಲ ಮತ್ತು
ಪ್ರದೂಷಣ ನಿಯಂತ್ರಣ

be responsible for the safety of the meters, which shall be housed properly to the satisfaction of the Executive Engineer No.4, I. I. Division, Dharwad.

- 2) The readings aforesaid shall be taken by the Authorized representative of both the parties and recorded in the register and one copy kept in the office of the Executive Engineer. The meter reading equipment shall be properly sealed on behalf of both the parties and shall not be opened or interfered with by either party except in presence of the other party.
- 3) The recordings of the meters shall be prima- fascia evidence of the quantity of water supplied through such meters to the COMPANY. The meter shall be calibrated by the approved firm/ Institute (approved by Central or State Government) if either one of the party has any complaints. The callibrating expenses if incurred, shall be borne by the COMPANY. In case meters are found to be incorrect, the quantity of water supplied from the date, either one of the parties reported the inaccuracy until such time, the inaccuracy shall be corrected and water charges shall be calculated accordingly.
- 4) If the error in the metering equipment is found to exceed the limits of 3%, then such metering equipment shall be promptly replaced by the COMPANY.
- 5) GOVERNMENT if desires can observe effluent discharge in to the river at any time and COMPANY shall not object to such observations.
- 6) The COMPANY shall be responsible for execution and maintenance of all water carrying systems from the intake point from the river up to the COMPANY premises. The existing pumping station at river bank Jack well - cum - Pump House have 18 inch, 21 inch and 24 inch diameter pipes (Rising Main) laid in 3 rows each of length 350m and with six pumping machinery.
- 7) The COMPANY shall keep the pumping capacity certificate obtained from the pump dealer in pump house.
- 8) The Existing lift point/place shall not be changed or any alteration shall not be carried out. Water is to be lifted at this existing location only. COMPANY shall not construct permanent / temporary structures across river at any point of time.
- 9) The GOVERNMENT shall be entitled to stop supply for short period after previous notice in order to carry out repair to the measuring devices and GOVERNMENT shall not be liable to the COMPANY for any loss due to the necessitated period of closure for the drawl of water from the river.

For The West Coast Paper Mills Ltd.,

[Signature]
ಇ. ಕೆ. ಎಸ್. ಜಿ. ಎಸ್. ಮಂಜುನಾಥ್
16/12-2018, ಬೆಂಗಳೂರು

[Signature]
K. L. CHANDAK

10) a) The COMPANY shall install the required machinery to remove the pollution and industrial refuse of the used water after treatment before allowing the water from the COMPANY back into the river and approved methods of treatment shall be carried out and then let - out into the river so as to become fit for drinking purpose to the villages situated in the vicinity of the river as per the norms fixed by CPHEEO/ BIS/ KSPCB and shall follow the rules strictly. In case company shall not adhere to the norms, the government can withdraw permission without notice.

b) The COMPANY shall produce necessary clearance certificate regarding treatment of effluent from the Board for prevention of pollution of water from the river periodically or whenever demanded.

11) The COMPANY shall be bound:

- a) To do all works and things authorized to be done in connection with the drawl of water from the river up to COMPANY premises in a good and workable like manner without affecting the lands, etc. and without causing any damage or disturbance to the lands or channels or banks of river or any building etc.
- b) To maintain water measuring devices / gauges efficiently and in workable condition.
- c) To permit inspection of such meter and gauges and pumping system by any officer of the GOVERNMENT, authorized on behalf.
- d) Not to take water from the river in excess of the maximum quantity of water except with the previous permission in writing from the Government.
- e) To maintain and keep at the water supply pump house log books of the pump sets and books of water accounts, readings shall be entered daily in respect of the quantity of water drawn either by pipes or sluice or otherwise and to allow such books to be inspected and the extracts therein to be copied by any officer of the GOVERNMENT.
- f) To indemnify the GOVERNMENT, against all sections, claims and demands that may be brought or claimed against the GOVERNMENT, by reason of anything done by the COMPANY in the exercise of right hereby granted.
- g) To maintain the pipes, channels, and other works and keep them in a good condition.
- h) To restore the lands or any part thereof as may be disturbed or damaged by the COMPANY while carrying out repair or maintenance work (that too after obtaining permission from Executive Engineer). Company has to maintain status co of existing works.

For The West Coast Paper Mills Ltd.,

K. L. Chandak
K. L. CHANDAK
 Director

[Signature]
 ಸಹಾಯಕ ನಿರ್ದೇಶಕರು



Government of Karnataka



State Bank of Mysore

The West Coast Paper Mills Ltd.,

- i) To use water only for the specified purpose i.e. for use in the said COMPANY for industrial purposes and domestic needs of employees in industrial premises..
- j) To allow at all times the officers of the GOVERNMENT, to inspect the COMPANY premises in connection with the water supply, its utilization and treatment of effluent etc.
- k) The COMPANY shall not carry up-gradation of pump sets or water lines.
- 12) If the amount payable by the COMPANY remains unpaid for 15 days after it become payable or on the breach or non observances of any covenants or any of the conditions of this agreement on the part of the COMPANY, the GOVERNMENT may issue notice in writing by the Superintending Engineer to terminate this agreement. The notice shall be served on the COMPANY at the address of the COMPANY and upon such service, the rights granted under this agreement shall cease and stand terminated but without any prejudice to any claim or right of action or remedy of the GOVERNMENT, in respect of any breach by any conditions or covenants herein before mentioned on the part of the COMPANY or to cut off supply of water to the COMPANY until all the arrears together with the expenses if any that may be incurred by the GOVERNMENT, remains unpaid or until such time as the COMPANY shall have been made good and COMPANY pays the GOVERNMENT, such sums to be fixed by the Superintending Engineer by way of compensation for the loss or damage caused to the GOVERNMENT.
- 13) GOVERNMENT shall, on COMPANY paying promptly water charges, good performance without causing any damage to environment and observing the covenants and conditions of this agreement, allow the COMPANY to peacefully exercise the rights hereby granted without any interruption.
- 14) GOVERNMENT, shall not be liable for any loss for interruption in the supply of water by reason of any drought accidents, strike, riots, earthquake, fire breakdown of plant floods, orders of any court, act of god, failure of monsoon or the river going dry or inadequate flow in the river, water cannot be forced from the river or of other unforeseen circumstances or causes beyond their control and in any such event, not with standing anything contained in this agreement to the contrary to GOVERNMENT, to the extent and during the period, GOVERNMENT is prevented shall stand relieved from the obligation of permitting the drawl of water provided that on the happenings of any one or more of such event or events GOVERNMENT, shall

For The West Coast Paper Mills Ltd.,

[Signature]
20/10/2000

[Signature]
W. C. GUANDAK

GOVERNMENT OF KARNATAKA



STATE BANK OF MYSORE

- forthwith give in writing a notice of the fact to the COMPANY and be prompt and diligent in removing and overcoming the cause or caused thereon.
- 15) GOVERNMENT, reserves the right to cancel this agreement for breach of any of the terms of the agreement on the part of the COMPANY with prior notice of 15 days to the COMPANY.
 - 16) Money if any due to GOVERNMENT, under this agreement may without prejudice to other remedies open to it be recovered as arrears of water revenue.
 - 17) The agreement shall be in force for a period of Ten years subject to renewal on such terms as may be determined by the GOVERNMENT.
 - 18) In the event of any dispute the parties here by agree to submit themselves to the Jurisdiction of the courts at Dharwad and all legal charges there in shall be borne by the Company.
 - 19) The rights and liabilities arising under this agreement to the COMPANY shall not be transferred assigned or sublet under any circumstances without the written permission of the GOVERNMENT.
 - 20) The GOVERNMENT shall not take any responsibility to provide alternative water sources to the COMPANY, if water is not available in the river due to natural causes or if water is required for public purposes such as drinking water needs, irrigation etc. No compensation / rebate is payable to the COMPANY by the Government in the event of stoppage of water fully or partially in such cases.
 - 21) If the water in the river is polluted or poisoned due to effluents allowed by the COMPANY which affects the drinking water needs of residents of surrounding villages as well as the crops under command or irrigation and the village on both sides of the river, then the COMPANY shall have to pay compensation on this account as per the judgment of local court or any Authority fixed by the Government.
 - 22) The company shall make good the losses so decided by the Government or its authorized officers in case of any damage caused to forest and wild life or any other in addition to facing the legal consequences. And company shall take permission from Statutory Authorities like Forest Department, State Pollution Control Board and other departments before implementing their Production increasing activities.
 - 23) The COMPANY shall bear the stamp duty as prescribed for the purpose of registration. The agreement should be got registered and the expenses shall be borne by the COMPANY. ~~The agreement shall be in force for a period of 10 years from the~~

For The West Coast Paper Mills Ltd.,

K. L. CHANDAK

K. L. CHANDAK

Executive Director

Government of Karnataka
Department of Forests



State of Mysore

For The West Coast Paper Mills Ltd.

~~date of entering into agreement subject to renewal on such terms as may be determined by the GOVERNMENT~~


- 24) Company shall pay Rs 12,000 (Rupees Twelve Thousand only) towards Royalty charges yearly in addition to water charges.
- 25) If any dispute arising out of previous agreement entered by the Company with Forest Department, it is hereby further agreed by the company to resolve the disputes at their own cost. If any loss or damage caused to Government with regards to previous agreement with Forest Department, in such cases it is further agreed by the Company to compensate such losses to the Government.

In witness there of Shri M.G. Renukprasad, Executive Engineer No.4, Irrigation Investigation Division, Dharwad for and on behalf of the Government of Karnataka and Shri K.L. Chandak, Executive Director, acting for and on behalf of The West Coast Paper Mills Ltd., Dandeli (COMPANY) have herein set their respective signatures and seals this 15th day of January, 2009 as above stated.

The common seal of the COMPANY has been affixed hereto in the presence of Shri K. L. Chandak, Executive Director, who has signed these presents in token thereof.

In the presence of

K.L. Chandak
(Shri K. L. Chandak)
Executive Director



M.G. Renukprasad
(Shri M. G. Renukprasad)
Executive Engineer
No, 4, Irrigation Investigation
Division Dharwad.

Witness no. 1) *P.K. Munda*
VPC General Company
Secretary

Witness no. 1) *Ranohis*
2) *M.K. Maheshwari*
DSM (Power House)

M.S. Rajidhi
M. S. Rajidhi
AE

Annexure 2

Copy of Hazardous waste Authorization

3.12

HW - Consent
2016-2020

Office / Fax : 080-25586321
e-mail : ho@kspcb.gov.in
Website : http://kspcb.gov.in

☎ 25581363, 25589512
25588151, 25589276
25588142, 25586620



ಕರ್ನಾಟಕ ರಾಜ್ಯ ಮಾಲಿನ್ಯ ನಿಯಂತ್ರಣ ಮಂಡಳಿ
Karnataka State Pollution Control Board

"ಪಾಸರಾ ಭವನ", 1 ಹಂತ 5ನೇ ಮಹಡಿ, ನಂ.49, ಚರ್ಚ್ ಸ್ಟ್ರೀಟ್, ಬೆಂಗಳೂರು - 560 001, ಕರ್ನಾಟಕ, ಭಾರತ
"Pansara Bhavana", 1st to 5th Floor, # 49, Church Street, Bengaluru - 560 001, Karnataka, INDIA

FORM-2
[SEE RULE 5(4)]
RENEWAL OF AUTHORIZATION BY SPCB FOR OCCUPIERS OF FACILITIES FOR GENERATION,
STORAGE AND DISPOSAL OF HAZARDOUS WASTE

1. No. PCB/HWM/SEO/2015-16/HD Reg.No:87347/258

Dated: 31/07/2015

- The Occupier of M/s. The West Coast Paper Mills Limited, situated at P.B.NO.5, Bangur Nagar, Dandeli-581325, Uttara Kannada District, Karwar, is hereby granted an authorization for generation, storage and disposal under Rule 5(4) of Hazardous Waste (Management, Handling and Transboundary Movement) Rules, 2008 as amended up to 2010 for handling Hazardous Waste in the manner indicated below while carrying on the activity of writing, Paper & wrapping papers, as per consent.
- The authorization granted to operate a facility for generation, storage and disposal of Hazardous Waste as indicated below.

Waste Category	Hazardous Waste generated	Quantity	Method of Handling
3.3	Sludge & Filters contaminated with oil	20 KL/A	Stored in secured manner and used as fuel after Blending
5.1	Used Oil	50 KL/A	Shall be collected in Leak proof containers and disposed only to CPCB registered reprocessors provided the oil meets the standards as per schedule-5 of the Rules

- This authorization is issued with reference to the application dated 24/02/2015 and will be in force for a period from 1/07/2015 to 30/06/2020 ("This Authorization is valid only when the Consents are valid").
- The authorization is subjected to the conditions stated below and such conditions as may be specified in the Rules for the time being in force under the Environment (Protection) Act, 1986.

SENIOR ENVIRONMENTAL OFFICER

TERMS & CONDITIONS OF AUTHORIZATION

- The person authorized shall comply with the provisions of the Environment (Protection) Act, 1986 and the Rules made there under.
- This authorization or its renewal shall be produced for inspection at the request of an Officer authorized by the Karnataka State Pollution Control Board.
- The person authorized shall not rent, lend, sell, transfer or otherwise transport the hazardous wastes without obtaining prior permission of the SPCB/PCC.
- Any unauthorized change in personnel, equipment or working conditions as mentioned in the application by the person authorized shall constitute a breach of this authorization.

ಪ್ಲಾಸ್ಟಿಕ್ ಬಳಕೆ ತಡೆ. ದೂಸು ಸಹಜ ಆರೋಗ್ಯಕರ.

AVOID USE OF PLASTICS. BE ECO FRIENDLY

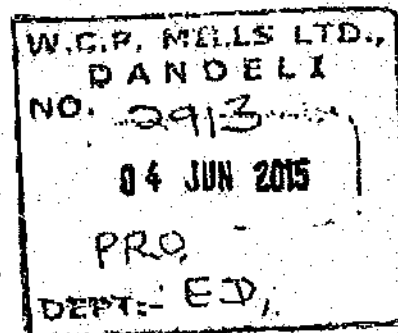
5. It is the duty of the authorized person to take prior permission of the Karnataka State Pollution Control Board to close down the facility.
6. An application for the renewal of an authorization shall be made 60 days before the date of expiry.
7. Any other conditions for compliance as per the guidelines issued by the MoEF or CPCB.
8. The Person authorized shall take steps for reduction and prevention of the waste generated or for recycling or reuse.
9. The occupier generating the Hazardous waste specified in schedule -IV may sell it only to the recycler having a valid registration from the State Pollution Control Board for recycling or recovery.
10. The person authorized shall maintain the record of hazardous waste handled by him at site in Form-3 and prepared and submit an annual returns to the SPCB contains the detailed in Form-4 within 30th day of June following to the financial year to which that return relates.
11. The transport of hazardous wastes shall be in accordance with the provisions of these rules and the rules made by the Central Government under the Motor Vehicles Act, 1988 and other guidelines issued from time to time in this regard.
12. The occupier shall provide the transporter with the relevant information in Form 11, regarding the hazardous nature of the wastes and measures to be taken in case of an emergency and shall mark the hazardous wastes containers as per Form 12.
13. The Person Authorized shall not store the Hazardous Waste more than ninety days as per Rule 7 (1).
14. **Display Boards**
The person authorized shall display sign boards at the storage site as "Hazardous Waste Storage Site" and "Danger" and the site shall be provided with accident preventive measures.


 SENIOR ENVIRONMENTAL OFFICER

To,
 The Executive Director,
 M/s. The West Coast Paper Mills Ltd,
 P.B No. 5, Bangur Nagar Dandeli,
 Uttara Karnataka District, Karwar-581325.

Note: Refer the following Guidelines prepared by CPCB in respect of

1. Guidelines for setting up of operating facility ; Hazardous Waste (Management, handling and Transboundary Movement) Rules, 2008 as amended upto 2010.
2. Guidelines for common Hazardous Waste Incineration.
3. Guidelines for proper functioning & up keep of disposal sites
4. Guidelines for transportation of Hazardous Waste and other Guidelines issued from CPCB time to time.

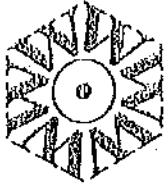


WO

C Lab ✓

Annexure 3

Waste Disposal Contracts



THE WEST COAST PAPER MILLS LTD.,

Registered & Works Office : Post Box No: 5, Bangur Nagar, Dandeli-581 325
Dist Uttar Kannada (Karnataka) - India

CORPORATE IDENTITY NO : L02101KA1955PLC001936 website : www.westcoastpaper.com
Ph : (08284) 231391 - 395 (5 lines) Fax : 08284 - 231225 (Admn. Office) 230443 (Works Office)



SCRAP SALE CONTRACT (Subject to Uttar Kannada Jurisdiction)

Date: 12.09.2016

Contract No.50
Purchaser's name & address:

M/s K M Oils Pvt Ltd
plot no: 75,76,77 (A-part)
2nd phase kapnoor ind, Area.
Kapnoor, Gulbarga - 585 104

Tin : 29810862139 Pan : AADCK7544B

	Description of Goods	UoM	Qty (aprox)	Rate / unit (Rs)	Security Deposit
1	Used Oil With Barrel Multiple Used (Ex - Outtable) (89089002)	NO	As Available	3500	20000
2	Waste Furnish Oil	NO	As Available	1100	5000

Other terms & conditions:

Plus: KVAT; tax collection at source & excise duty extra as applicable.

1. You will lift the material & clear the area within factory timings & stipulated Period.
2. The indication of above quantity as shown & inspected by you in the yard is estimated quantity. No compensation is payable by the company whatsoever in case of short/non supply of material.
3. You will provide us valid pollution control certificate issued by the concerned authority (KSPCB/CPCB for storage/handling/transportation and will strictly comply with the manifest Form 13).
4. The transportation of material will be carried out by you in accordance with the rules made by the central Govt under motor Vehicles Act 1988 & other guidelines as per the notification for safe handling and transportation of KSPCB/CPCB.
5. If you fail to lift the material timely, we will be compelled to restrict the lifting and delivery of the material and further to terminate and forfeit the security deposit money against the contract.
1. Delivery: As is where is basis. 2. Duties & taxes extra as applicable. 3. Tax collection at source extra as applicable.
4. Security deposit: Rs. 25,000/- (Rupees Twenty Five Thousand Only).
This security amount will be adjusted at the time of final lifting / billing. The deposit will not carry any interest thereof.
5. Period of contract : 12.09.2016 TO 30.11.2016.
6. Mode of payment: Full payment in advance before lifting of the material.

For other terms & conditions, please see overleaf and the same shall be deemed to be incorporated in the contract.

I/We agree to the above

PURCHASER

overleaf for other terms
For The West Coast Paper Mills Ltd.,

RAJENDRA JAIN
EXECUTIVE DIRECTOR

cc: Purchase Dept / Scrap Yard / Stores A/c / Internal Audit / Security



Corporate Office : 31, Chowringhee Road, Kolkata - 700 016
Phone : (033) 2265 6271-78 (8 lines), Fax : (033) 2226 5242,
E-mail : wcpm.sale@westcoastpaper.com



THE WEST COAST PAPER MILLS LTD.,

Registered & Works Office : Post Box No. 5, Bangur Nagar, Dandeli-581 325

Dist Uttar Kannada (Karnataka) - India

CORPORATE IDENTITY NO : L02101KA1955PLC001936 website : www.westcoastpaper.com

Ph : (08284) 231391 - 395 (5 lines) Fax : 08284 - 231225 (Admn. Office) 230443 (Works Office)



ZZJ/ST/22/

Date:17.08.2016

To,
M/s.Shree Laxmi Construction
Guttigeri Galli
Haliyal - (UK)

Sub: Lifting of factory waste within factory area and dumping it to private pit.
Ref : Contract no.ZZC/ST/22 dtd. 15.08.2009

Please note that the above referred contract, which expired on 31.03.2016, is hereby extended for a period of 3 years i.e., upto 31.03.2019.

Other terms & conditions of the contract shall remain unaltered.

Please sign & return the duplicate copy of this amendment letter as a token of your acceptance for our record & reference.

Thanking you,

Yours faithfully,
For THE WEST COAST PAPER MILLS LTD.,


RAJENDRA JAIN
EXECUTIVE DIRECTOR

Cc: Accounts/Stores Accounts
Cc: Internal Audit
Cc: Contract Labour Section

ep *cau* *ka* *mitam*



Corporate Office : 31, Chowringhee Road, Kolkata - 700 016

Phone : (033) 2265 6271-78 (8 lines), Fax : (033) 2226 5242,

E-mail : wcpm.sale@westcoastpaper.com



THE WEST COAST PAPER MILLS LTD.,

Regd. Office & Works : P.B. No.5, Bangur Nagar, DANDELI-581 325. Dist. Ullar Kannada (Karnataka) India

Grams : "KAGAJMILL" Phone Nos. : (08284) 231391 - 395 (5 Lines)

Fax Nos : 08284 - 231 225 (Admin. Off.) 232150 (Sales A/c.s) 230443 (Works Off.) 232148 (Paper Godown)

ISO 9001 / 14001
OHSAS - 18001



DNV
CERTIFIED

ZZI/ST/22/

Date: - 15.07.2015

To,
M/s. Laxmi Construction
Guttigeri Galli
Haliyal - (UK)

Sub: Lifting of factory waste within factory area and dumping it to private pit.

Ref : Contract no.ZZC/ST/22 dtd. 15.08.2009, Previous revision-ZZH/ST/22/ dtd. 28.04.2014.

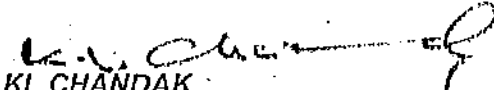
Please note that the above referred contract, which expires on 31.03.2015, is hereby extended up to 31.03.2016.

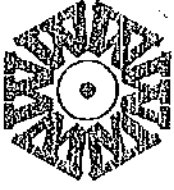
Other terms & conditions of the contracts shall remain unaltered.

Please sign & return the duplicate copy of this amendment letter as a token of your acceptance for our record & reference.

Thanking you,

Yours faithfully,
For THE WEST COAST PAPER MILLS LTD.,


KL CHANDAK
EXECUTIVE DIRECTOR



THE WEST COAST PAPER MILLS LTD.,

Regd. Office & Works : P.B. No.5, Bangur Nagar, DANDELI-581 325. Dist. Uttar Kannada (Karnataka) India
Grams : "KAGAJMILL". Phone Nos. : (08284) 231391 - 395 (5 Lines)
Fax Nos. : 08284 - 231 225 (Admn. Off.) 232150 (Sales A/c.s) 230443 (Works Off.) 232148 (Paper Godown)



ZZC/ST/22

Date : 15.08.2009

To,

Shree Laxmi Construction
Guttigeri Galli
Haliyal (UK)

Dear Sirs,

Sub : Lifting of Factory Waste within factory area and dumping it to private pit.

With ref to the above and subsequent discussion had with you we are pleased to award the contract for disposal of Factory waste at yard on "as is where is basis" on the following terms and conditions.

Rate :

You will be paid Rs. 3400.00 per trip for disposal of Factory Waste lying at Yard to your abundant pit including transportation, loading, Unloading Charges etc. The

Scope of Work :

1. You will be required to lift all the quantity of Factory Waste lying at Yard.
2. The average minimum weight per trip should be 8 MT based on average lifting for one month. However if it is lower than 8 MT prorata deductions shall be made.
3. The weight recorded at Weigh Bridge of WCPM shall be treated as final for all purposes.

Location and Distance of Pit :

The Pit as inspected by us is located at Dummawad, Near Neersagar, Dharwad and the material should be dumped in that pit only. The distance is around 73 Kms from our works at Dandeli.

Transportation :

To be arranged by you at your own cost. You will have to arrange adequate fleet of trucks in proper rotation.

Labour / Loader reqd. for loading / unloading etc will also be arranged by you.

Date :

Taxes and Duties:

- a) TDS will be deducted from your bills.
- b) Service tax if applicable shall be paid extra after submission of Service tax registration number or else same shall be deducted from your bills. Please get it checked with proper authorities and get the registration if the activity is covered under Service Tax provision. The company is no way responsible for non-compliance of Statutory requirement.

You will not hold the Company responsible for any other tax liabilities

Statutory Compliance :

You will have to comply with all Pollution related rules and regulations and you will be completely responsible in case of any default on account of its non-compliance. You will have to also arrange ESI etc for the workers, which will be engaged by you in the subject operation. Besides the above, you will abide by any govt rules and regulations in force.

Payment Schedule:

The payment shall be made twice in a month. You shall submit your bills duly verified by our Coal yard office.

Besides the above Salient conditions, general terms and conditions for disposal of material laid down by the company in force will be applicable.

Any liabilities arising due to your non-performance will be to your account.


You will be solely responsible for all the consequences that may arise due to any accident or any carelessness on his/workers part while attending to the above jobs.


All disputes arising out of this contract shall be subject to Competent Civil court of Karwar District jurisdiction.

Please return duplicate copy of this contract duly signed as a token of your acceptance for our record and reference.

Thanking you,
Yours faithfully,

For THE WEST COAST PAPER MILLS LTD.,


K.L. CHANDAK
EXECUTIVE DIRECTOR



4/5/21



THE WEST COAST PAPER MILLS LTD.,

Registered & Works Office : Post Box No. 5, Bangur Nagar, Dandeli-581 325

Dist Uttar Kannada (Karnataka) - India

CORPORATE IDENTITY NO : L02101KA1955PLC001936 website : www.westcoastpaper.com

Ph : (08284) 231391 - 395 (5 lines) Fax : 08284 - 231225 (Admn. Office) 230443 (Works Office)



ZZJ/ST/22/

Date:17.08.2016

To,
M/s.Threyambaka Enterprises
KC Circle,
Dandell.

Dear Sirs,

Sub: Transportation of Caustisizer Sludge

Ref: Contract No.ZZJ/ST/22/ Dtd. 22.07.2015


Please note that the above referred contract, which expired on 31.03.2016, is hereby extended for a period of 3 years i.e., upto 31.03.2019.

Other terms & conditions of the contract shall remain unaltered.

Please sign & return the duplicate copy of this amendment letter as a token of your acceptance for our record & reference.

Thanking you,

Yours faithfully,
For THE WEST COAST PAPER MILLS LTD.,


RAJENDRA JAIN
EXECUTIVE DIRECTOR

Cc : Accounts/Stores Accounts

Cc : Internal Audit



Corporate Office : 31, Chowringhee Road, Kolkata - 700 016

Phone : (033) 2265 6271-78 (8 lines), Fax : (033) 2226 5242,

E-mail : wcpm.sale@westcoastpaper.com



THE WEST COAST PAPER MILLS LTD.,

Regd. Office & Works : P.B. No.5, Bangur Nagar, DANDELI-581 325. Dist. Uttar Kannada (Karnataka) India
Grams : "KAGAJMILL" Phone Nos. : (08284) 231391 - 395 (5 Lines)
Fax Nos : 08284 - 231 225 (Admn. Off.) 232150 (Sales A/c.s) 230443 (Works Off.) 232148 (Paper Godown)

ISO 9001 / 14001
OHSAS - 18001



DNV
CERTIFIED

Date: 22.07.2015

ZZI/ST/22

To,

M/s. Thireyambaka Enterprises
KC Circle, DANDELI - 581 325
KARNATAKA.

Dear Sirs,

Sub: Transportation of Caustisizer sludge

With reference to the above and subsequent discussion that you had with us on various occasions, we are pleased to award you the contract for Transportation of caustisizer sludge on the following terms & conditions:

It was explained during discussion to you that for the transportation of caustisizer sludge to deserted mines by engaging trucks tippers, WCPM shall pay towards the above job as under :

TRANSPORTATION CHARGES :

1. a. Transportation to deserted stone quarry (Ramapur) : Rs. 506.00 Per Ton
(77 Kms one way)

WCPM shall not consider any price revision on account of fuel price cumulative increase or decrease upto 10%. Any cumulative increase or decrease beyond 10% will be reviewed and discussed amicably for the price revision and decision of the WCPM will be final. Base price of Diesel as on 15.05.2015 is Rs. 57.44 / Litre)

2. The amount as agreed above for carrying out the job is firm and in no case, any revision/claim will be entertained on any account including Central/State/Railway or any such Budgets for the year.
3. You shall ensure daily transport of caustisizer sludge, so that the operation of the Recovery plant is carried out smoothly and does not hamper the normal working.
4. This contract is valid from 15.05.2015 to 31.03.2016 and shall be renewed thereafter on mutual agreeable terms and conditions. However, in case your services are not found satisfactory, the company reserves the right to terminate your services by giving one-month notice. The company decision in this regard is final and binding on you.
5. **Retention Money :**
As agreed during discussions, WCPM will hold 5% (five) retention money from your bill of payment & the same will be released after the satisfactory completion of the contract period. This amount will not carry any bank interest. WCPM is entitled to recover all consequential losses if suffered on account of your non-performance of the said contract or due to breach of any terms & conditions thereof.
6. You have agreed that you will keep sufficient trucks/ tippers for transportation of the Caustisizer Sludge. All necessary documents namely RC books, Insurance Premium Receipts, Road Tax payment Receipts, etc., will be deposited with the company & none of the trucks will be permitted to move out of the factory premises without prior permission from the proper authority i.e. permitted only for the repairs & maintenance of the said trucks.

Robert
ep
Law
Samir

Corporate Office : Chandrakiran, 4th Floor, 10-A, Kasturba Road, Bangalore-560 001
Phone Nos. : 080-22231828 to 1837, 22211760. Fax : 080-22231838. Grams : KAGAJCO.



THE WEST COAST PAPER MILLS LTD.,

Regd. Office & Works : P.B. No.5, Bangur Nagar, DANDELI-581 325. Dist. Uttar Kannada (Karnataka) India
Grams : "KAGAJMILL" Phone Nos. : (08284) 231391 - 395 (5 Lines)
Fax Nos : 08284 - 231 225 (Admn. Off.) 232150 (Sales A/c.s) 230443 (Works Off.) 232148 (Paper Godown)

ISO 9001 / 1400
OHSAS-1800



DNV
CERTIFIED

7. Taxes and Duties:
TDS will be deducted from your bills.

General Terms & Conditions:

1. The weight recorded for Caustisizer Sludge at the Weigh Bridge of WCPM shall be treated as final for all purposes and cannot be questioned by the second party.
2. You shall not engage sub-contractor for carrying out the above job.

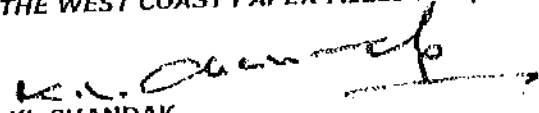
All disputes arising out of this Contract are restricted to the Jurisdiction of courts in Karwar, Uttar Kannada District only.

Please return the duplicate copy of this CONTRACT duly signed as a token of your acceptance for our record.

Thanking you,

Yours faithfully,

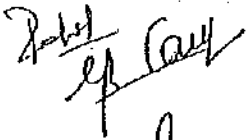
THE WEST COAST PAPER MILLS LTD.,



K.L. CHANDAK
EXECUTIVE DIRECTOR

We agree to the above terms & conditions

M/s. Threyambaka Enterprises

Cc : Stores Account / Accounts
Cc : Internal Audit
Cc : Coal Yard Office
Cc : Security Dept.







THE WEST COAST PAPER MILLS LTD.,

Regd. Office & Works : P.B. No.5, Bangur Nagar, DANDELI-581 325, Dist. Ullar-Kannada (Karnataka) India

Grams : " KAGAJMILL " Phone Nos. : (08284) 231391 - 395 (5 Lines)

Fax Nos : 08204 - 231 225 (Admn. Off.) 232150 (Sales A/c.s) 230443 (Works Off.) 232148 (Paper Godown)

ISO
OF
C

ZZG/PUR/22/ 2375

14.11.2013

M/s.Hrishikesh Sales,
Opp. Naregal Petrol Pump
KC Circle, Dandeli - 581 325.
PAN - ADOPR4730K
TIN - 29981164928

Attn: Shri Kiran Rajput - 9008077347

Dear Sirs,

Sub: Sale of ETP (Andritz) / Screw Press Sludge from ETP plant & BOD Sludge with bag
Ref: Your offer dt.14.9.13 & final discussions held on 12.11.13

With reference to the above and subsequent discussion had with Mr.Kiran Rajput, we are pleased to award contract on you for disposal of ETP (Andritz) / Screw Press Sludge & BOD Sludge with bag on 'as is where is basis' on the following terms & conditions.

	<u>Rate / ton</u>	<u>Validity</u>
Rate	Rs.600.00	18.11.2013 to 17.11.2014
	Rs.675.00	18.11.2014 to 17.11.2015
	Rs.775.00	18.11.2015 to 17.11.2016
Taxes	Extra as applicable	
Period of Contract	Contract valid for a period of Three Years i.e., from 18.11.2013 to 17.11.2016.	
Qty. of Contract	Whatever quantity is discharged is to be lifted by you on <u>daily basis round the clock even holidays / festivals.</u>	

Scope of Work :

The entire quantity (discharged quantity) of ETP (Andritz) / Screw Press sludge & BOD Sludge with bag available for disposal on daily basis for round the clock i.e., even holidays / festivals will be required to lift by you during the contractual period well within factory timings, without fail, to avoid accumulation & plant jamming. You will be responsible for keeping the workplace completely clean & maintain good housekeeping on daily basis as frequent visit of Pollution Board / Govt Officials.

Transportation of sludge is to be arranged by you at your own cost. You will have to arrange adequate fleet of trucks in proper rotation so that the entire quantity of Sludge is lifted on daily basis. Labour / loader / tools & tackles required for loading, etc. will also have to be arranged by you at your own cost to avoid jamming of sludge, resulting in stoppage of plant operation regularly. For smooth operation of plant on daily basis, One No. effective supervisor has to be arranged at your own cost to coordinate with ETP / Scrap yard regularly.

Date :

2

In case you fail to lift the material in time and we are required to engage transport / labour / vehicle, the entire cost will be debited to your account and payable by you.

Regular payment :

You will make payment against supply on weekly basis well in advance.

Security Deposit:

You will deposit a sum of Rs.10,00,000.00 (Rupees ten lacs only) as security deposit. This security deposit is kept towards faithful compliance of the contract terms & conditions. In the event of breach of any terms / conditions, the security deposit will be forfeited without assigning any reasons whatsoever. Also no interest will be payable on the said security deposit. This security deposit will have to be paid as per following schedule:

- Rs.4 lacs immediately;
- For bal Rs.6 lacs, 3 post dated cheques each of Rs.2 lacs to be given every 4 months i.e., on 18.03.14, 18.07.14 & 18.11.14.

Statutory compliance:

You will have to comply with all Pollution related rules and regulations and you will be completely responsible in case of any default on account of its noncompliance. Apart from this, for outside dumping, NoC from the Pollution Board has to be obtained and submitted to us.

You will have to also arrange ESI, PF & Bonus, etc. for the workers, which will be engaged by you in the subject operation and all such liabilities will be solely on your account.

Besides the above, you will abide by all the rules & regulations of Governments / Authorities / Boards in force.

You shall comply with all safety & security rules & regulations of WCPM. You shall also ensure that the Labour engaged by you adheres to the safety and security rules of WCPM. In case WCPM incurs any loss due to violation of such rules & regulations of laborers the same will be debited to your account without prejudice to other legal remedies and compensation that may be available to the Company under law.

Besides the above salient conditions, general terms & conditions for disposal of material laid down by the Company in force will be applicable.

Any liabilities arising due to your non-performance will be to your account. We will be at liberty to levy penalty for non-fulfillment of the conditions mentioned hereinabove.

(12)

15/11

[Handwritten signature]

[Handwritten signature]

Date :

3

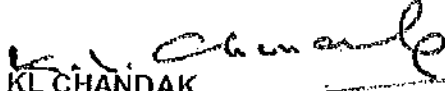
All disputes arising out of this contract shall be subject to Competent Civil Court of Uttar
Kannada District jurisdiction.

We hope you will execute the contract in complete and in total fulfillment of the aforesaid
conditions and shall not give us any chance of complaint.

Please return the duplicate copy of this CONTRACT duly signed in token of your
acceptance for our record.





Thanking you,


Yours faithfully,
For THE WEST COAST PAPER MILLS LTD.,


KL CHANDAK
EXECUTIVE DIRECTOR

I/We hereby agree to the
above terms & conditions.

FOR M/S. HRISHIKESH SALES,
DANDELI.


Cc: A.V.P. (A&F)

Cc: Accounts / Stores Accounts / DGM (QC)
Cc: Internal Audit / Scrap Yard / Security Dept. / ETP




V. S. Ramachandran



THE WEST COAST PAPER MILLS LTD.,

Registered & Works Office : Post Box No.5, Bangur Nagar, Dandeli - 581 325
Dist Uttar Kannada (Karnataka) - India

CORPORATE IDENTITY NO: L02101KA1955PLC001936 website: www.westcoastpaper.com
Ph: (08284) 231391 - 395 (5 lines) Fax : 08284 - 231225 (Admn. Office) 230443 (Works Office)



SCRAP SALE CONTRACT

(Subject to Uttar Kannada Jurisdiction)

Contract No.02

Date: 11.04.2016

Purchaser's name & address:

M/S. Sagar Sales Corporation
Haiyal Road, Dandeli 581 325
Uttar Kannada Dt,
State - Karnataka

TIN :29870127622 ; PAN : AHNPK1667R

Item No.	Description of Goods	Period Of Contract	UoM	Qty (aprox)	Rate / unit (Rs)
1	CHIPPER DUST	01.04.2016 To 31.03.2017	MT	Aprox 10 MT / day	2600

Other terms & conditions:

- 1.Qty may vary as per the availability.
2. Delivery: As is where is basis. 3. Duties & taxes extra as applicable. 4. Tax collection at source extra as applicable.
5. Security deposit Rs. 1,00,000/- (Rupees One Lac Only)
6. Mode of payment: Full payment in advance before lifting of the material.
7. The material has to be lifted on "as is where is basis" Any dispute regarding moisture, size of the dust, Quantity etc, shall not be entertained by the company & even in rainy season also the chipper dust has to be lifted on daily basis round the clock.
8. Loading / Transportation of Materials is under your scope
9. If you fail to lift the chipper dust timely, we will be compelled to restrict the lifting & delivery of the chipper dust & further to terminate the contract and forfeit the security deposit against the contract.
10. The material shall have to be lifted on as is where is basis.
11. You will comply with all rules of factory Inspecorate Factories Act, Insurance,PF,ESI,Wages,Bonus, Contract, Pollution, Safety, Labour, etc & any liabilities arising due to non-compliance shall be borne by you. Besides the Above you will abide By any govt. rules & regulations in force.

I agree to the above

PURCHASER

overleaf for other terms

For The West Coast Paper Mills Ltd.,

RAJENDRA JAIN
EXECUTIVE DIRECTOR

cc: Purchase Dept./ Scrap Yard / Stores A/c / Internal Audit / Security



Corporate Office : 31, Chowringhee Road, Kolkata - 700 016

Phone : (033) 2265 6271-78 (8 lines), Fax: (033) 2226 5242,

E-mail: wcpm.sale@westcoastpaper.com

The path to responsible forestry



THE WEST COAST PAPER MILLS LTD.,

Registered & Works Office : Post Box No.5, Bangur Nagar, Dandeli - 581 325
Dist Uttar Kannada (Karnataka) - India

CORPORATE IDENTITY NO: L02101KA1955PLC001936 website: www.westcoastpaper.com
Ph: (08284) 231391 - 395 (5 lines) Fax : 08284 - 231225 (Admn. Office) 230443 (Works Office)



SCRAP SALE CONTRACT

(Subject to Uttar Kannada Jurisdiction)

Contract No.01

Date: 11.04.2016

Purchaser's name & address:

M/S.RAJ FISHMEAL & OIL COMPANY
3rd cross, Matpe- Madhawraj road,
MALPE - 576108, UDAPI
STATE - KARNATAKA

TIN:29740080794 ; PAN:ACLPM8435E

Item No.	Description of Goods	Period Of Contract	UoM	Qty (aprox)	Rate / unit (Rs)
1	CHIPPER DUST	01.04.2016 To 31.05.2016 & 01.08.2016 To 31.03.2017	MT	Aprox 10 MT / day	2800

Other terms & conditions:

- Qty may vary as per the availability.
- Delivery: As is where is basis. 3. Duties & taxes extra as applicable. 4. Tax collection at source extra as applicable.
- Security deposit Rs. 5,00,000/- (Rupees Five Lacs Only)
- Mode of payment: Full payment in advance before lifting of the material.
- The material has to be lifted on "as is where is basis" Any dispute regarding moisture, size of the dust, Quantity etc, shall not be entertained by the company & even in rainy season also the chipper dust has to be lifted on daily basis round the clock.
- Loading / Transportation of Materials is under your scope
- If you fail to lift the chipper dust timely, we will be compelled to restrict the lifting & delivery of the chipper dust & further to terminate the contract and forfeit the security deposit against the contract.
- The material shall have to be lifted on as is where is basis.
- You will comply with all rules of factory Inspectorate Factories Act, Insurance, PF, ESI, Wages, Bonus, Contract, Poll Tax, Safety, Labour, etc & any liabilities arising due to non-compliance shall be borne by you. Besides the you will abide By any govt. rules & regulations in force.

I/We agree to the above

PURCHASER

overleaf for other terms
For The West Coast Paper Mills Ltd.,


RAJENDRA JAIN
EXECUTIVE DIRECTOR

cc: Purchase Dept./ Scrap Yard / Stores A/c / Internal Audit / Security



Corporate Office : 31, Chowringhee Road, Kolkata - 700 016
Phone : (033) 2265 6271-78 (8 lines), Fax: (033) 2226 5242,
E-mail: wcpm.sale@westcoastpaper.com



THE WEST COAST PAPER MILLS LTD.,

Registered & Works Office : Post Box No.5, Bangur Nagar, Dandeli - 581 325
Dist Uttar Kannada (Karnataka) - India

CORPORATE IDENTITY NO: L02101KA1955PLC001936 website: www.westcoastpaper.com
Ph: (08284) 231391 - 395 (5 lines) Fax : 08284 - 231225 (Admn. Office) 230443 (Works Office)



SCRAP SALE CONTRACT (Subject to Uttar Kannada Jurisdiction)

Date: 11.04.2016

Contract No.03

Purchaser's name & address:

M/S.Hrshikash Sales
Opp :Naragal Petrol Pump
K c circle Dandeli 581325
STATE - KARNATAKA

TIN : 29981164928 ; PAN : ADOPR4730K

Sl. No.	Description of Goods	Period of Contract	UoM	Qty (aprox)	Rate / unit (Rs)
1	CHIPPER DUST	01.04.2016 To 31.03.2017	MT	Aprox 10 MT / day	2600

Other terms & conditions:

1. Qty may vary as per the availability.
2. Delivery: As is where is basis.
3. Duties & taxes extra as applicable.
4. Tax collection at source extra as applicable.
5. Security deposit Rs. 1,00,000/- (Rupees One Lac Only)
6. Mode of payment: Full payment in advance before lifting of the material.
7. The material has to be lifted on "as is where is basis" Any dispute regarding moisture, size of the dust, Quantity etc, shall not be entertained by the company & even in rainy season also the chipper dust has to be lifted on daily basis round the clock.
8. Loading / Transportation of Materials is under your scope
9. If you fail to lift the chipper dust timely, we will be compelled to restrict the lifting & delivery of the chipper dust & further to terminate the contract and forfeit the security deposit against the contract.
10. The material shall have to be lifted on as is where is basis.
11. You will comply with all rules of factory Inspectorate Factories Act, Insurance, PF, ESI, Wages, Bonus, Contract, Pollution, Safety, Labour, etc & any liabilities arising due to non-compliance shall be borne by you. Besides the above you will abide By any govt. rules & regulations in force.

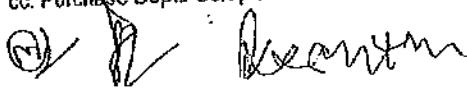
I/We agree to the above

PURCHASER

overleaf for other terms
For The West Coast Paper Mills Ltd.,


RAJENDRA JAIN
EXECUTIVE DIRECTOR

cc: Purchase Dept./ Scrap Yard / Stores A/c / Internal Audit / Security





Corporate Office : 31, Chowringhee Road, Kolkata - 700 016
Phone : (033) 2265 6271-78 (8 lines), Fax: (033) 2226 5242,
E-mail: wcpm.sale@westcoastpaper.com

Annexure 4

Proposed Terms of Reference

IV) Proposed Terms of Reference for EIA studies

WCPM submitted Form 1 and Pre-Feasibility Report (PFR) and connected documents for obtaining ToR for the Mill Development Plan (MDP) in Feb 2017. MoEF&CC accorded Terms of Reference (ToR) Vide File no. J-11011/408/2016-IA-II (I), dated, 30th March 2017. MDP was planned with installation of new two (2) Tissue Machines. However, with sudden surge in the imported pulp prices during the last one year, Tissue manufacture is not economically viable. Hence WCPM is planning to revise the scope of MDP with installation of one (1) with Multi-layer Coated Board Machine in place of two (2) Tissue Machines.

The total paper production capacity will not change from the previous proposal of MDP; however, product mix will be changed by installing one board machine instead of two tissue machines. Also pulp production capacity is proposed to increase to reduce the usage of costly imported purchased pulp.

Cholamandalam MS Risk Services, Chennai is appointed to carry out the Environmental Impact Assessment Studies who are NABET accredited EIA consulting organization with certificate no NABET-EIA-1518-SA 037. The proposed EIA study will be undertaken as per the EIA Notification 2006 and its subsequent amendments and also Standard terms of reference issued by MoEF in 2015. The structure of the proposed EIA study will be as per the EIA study guidelines issued by MoEF&CC.

Baseline Studies

As a part of EIA, the primary baseline data monitoring covering three (3) months from 5th April 2017 to 3rd July 2017 has already been undertaken.

- As per the previous terms of reference issued for the project, site specific mixing heights and inversion conditions were estimated using SODAR technique.
- Air quality monitoring at eight (8) locations including the project site was undertaken during the study period as per the Central Pollution Control Board (CPCB) guidelines.
- To assess the water quality of the study area surface water samples were collected from two (2) locations. The water samples were collected near Upstream and downstream of the Kali River which is the major source of water for the project.
- In order to assess the quality treated effluent, the final treated effluent sample was collected and analyzed and for various parameters to evaluate the compliance status with the KSPCB standards for treated effluent discharge
- To assess the quality of ground water in the study area, ground water samples were collected from eight (8) locations in the study area.

- To evaluate the noise level in the study area, noise levels were recorded at the proposed Mill site and other seven (7) locations in the study area.
- Land use and land cover was mapped using remote satellite imagery, IRS-P6, LISS III satellite.
- Ecological & Biological survey was undertaken in the study area and all spotted ecological and biological aspects were mapped based on grid sampling method.
- Primary socio-economic survey was undertaken in the study area to capture the socioeconomic conditions, major occupation of the people, drinking water and sanitation facilities, transportation and other amenities in the study area, with a specific reference to the villages located within five (5) km radius of the existing Mill site.

Prediction of Environmental Impacts:

The proposed expansion will be developed within the existing facility and hence R&R issues due to acquisition of additional land for the expansion units are not envisaged.

The possible emission sources from the proposed facility are additional emissions from new boiler with the source of coal as fuel. However, there will be reduction in coal consumption from the previous proposal and hence air emissions envisaged due to the proposed MDP will be reduced. Based on this air quality modeling will be undertaken to assess the peak predicted ground level concentration and associated impacts on the environment.

Due to the proposed expansion activities there will be increase in the wastewater generation quantities and hence increase in wastewater discharge quantities. In this context, as a part of the EIA study, water quality modeling will be undertaken to evaluate the impact of the discharge of wastewater into the River. Necessary environmental management plan will be developed.

Based on detailed material balance studies, the quantities and solid and hazardous wastes that would be generated from the expansion activities will be estimated. Possibilities of aligning the existing waste disposal practices with that of the proposed expansion needs will be studied and a detailed waste disposal management will be developed.

The existing facility has already developed a full-fledged plantation program within the facility covering about 33% of the plot area. Various native species are fully grown in the area. The possibilities of develop additional plantation and greenbelt will be studied under the expansion plan.

The existing plant occupational health records will be studied to assess any issues related to exposure to physical hazards and chemical hazards. Interviews with company doctor and also local health centres will be undertaken to study the current health status of the workers and also community. An attempt will be made to assess occupational health risk mitigation

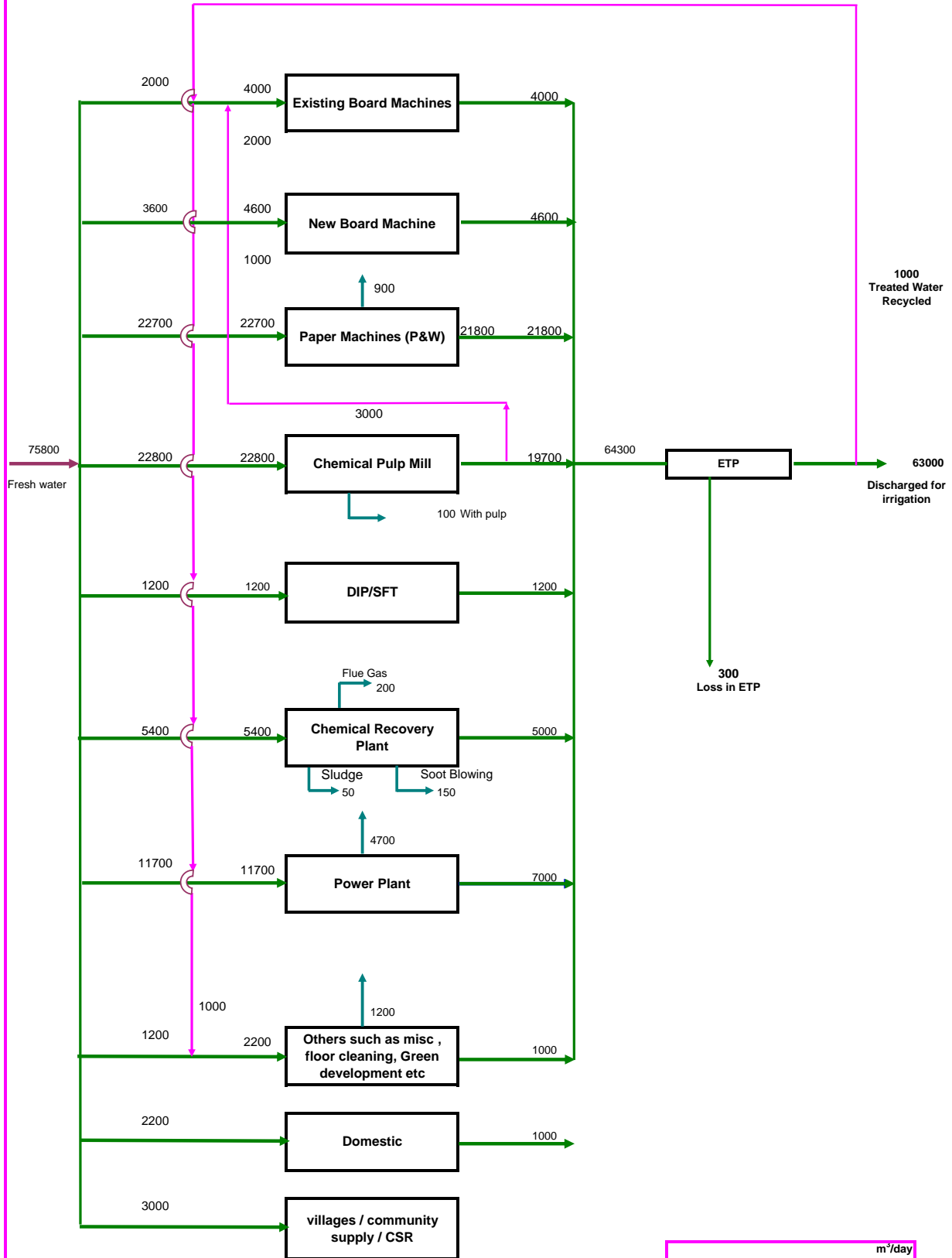
measures for the expansion project will be studied. Review on the existing fire protection and fire fighting systems, safety aspects storage facilities will be studied to review the adequacy of the existing emergency management plan and disaster management plan.

Annexure 5

Water Balance- Post MDP

WEST COAST - MILL DEVELOPMENT PLAN - MDP
OVERALL WATER AND WASTEWATER BALANCE

All figures in m³/day



75800 74600 7300 64300

	m ³ /day
Fresh water	75800
Fresh water for process	70600
Total water for process (including recycle)	74600
Evaporation and Other losses	7300
Waste water Recycle between	3000
Wastewater generation to ETP	64300
Loss in ETP with sludge	300
Treated waste water recycled for green development	1000
Treated waste water discharge	63000

Annexure 6

**Master Plan Layout Showing the Existing and
Proposed Facilities**



REVISED AS ON 26.07.2018 ADDED NEW BOARD M/C, BCTMP PLANT, COOLING TOWER, EVAPORATOR, WASTE PAPER STORAGE & DE-INKING PLANT.

PROPOSED AREA FOR NEW BOARD MACHINE & BCTMP PLANT
 PROPOSED AREA FOR NEW EVAPORATOR, COOLING TOWER, WASTE PAPER STORAGE & DE-INKING PLANT

LEGEND:-

STRUCTURE	[Symbol]
COMPAUND WALL	[Symbol]
SHED	[Symbol]
TAR ROAD	[Symbol]
C.C. ROAD	[Symbol]
MUD ROAD	[Symbol]
STRUCTURE	[Symbol]
GREENBELT	[Symbol]
CONTOUR	[Symbol]
HAND PUMP	[Symbol]
FENCING	[Symbol]
DRAINAGE LINE	[Symbol]
CHEMBER	[Symbol]
LIGHT POLE	[Symbol]
BRIDGE	[Symbol]
ELECTRIC POLE	[Symbol]
TREE	[Symbol]
NAALAA	[Symbol]
BORE WELL	[Symbol]
TEMPLE	[Symbol]
T.B.M.	[Symbol]
MAN HOLE	[Symbol]
ESR / GSR	[Symbol]
WELL	[Symbol]
TANK	[Symbol]
FLOORING	[Symbol]
FOOT PATH	[Symbol]

AH AMINBHAVI & HEGDE Consulting Engineers Private Limited (An ISO 9001: 2008 Organisation) 1st, FLOOR U.C.B.COMPEX, STATION ROAD, D H A R W A D -580001 Ph.0836-2747308	OFFICE OF ORIGIN DHARWAD
	DATE 08-01-2015
CLIENT WEST COAST PAPER MILLS Ltd, DANDELI	PRE - CHECKED PRV
TITLE MASTER LAYOUT PLAN SHOWING GREEN BELT AREA	FINAL CHECKED BIB / S N K
DRG NO:- AH/WCPM/	R-0
APPROVED	SCALE AS NOTED
THIS DRAWING IS THE PROPERTY OF M/S AMINBHAVI & HEGDE. IT SHOULD NOT BE USED COPIED OR REPRODUCED WITHOUT THEIR WRITTEN PERMISSION	